

# Prospectus

February 28, 2018

---

DFA INVESTMENT DIMENSIONS GROUP INC.

---

## U.S. EQUITY

---

**U.S. Social Core Equity 2 Portfolio (DFUEX)**

**U.S. Sustainability Core 1 Portfolio (DFSIX)**

## INTERNATIONAL EQUITY

---

**International Sustainability Core 1 Portfolio (DFSPX)**

**International Social Core Equity Portfolio (DSCLX)**

**Emerging Markets Social Core Equity Portfolio (DFESX)**

## FIXED INCOME

---

**DFA Social Fixed Income Portfolio (DSFIX)**

This Prospectus describes shares of each Portfolio which:

Are for long-term investors.

Are generally available only to institutional investors and clients of registered investment advisors.

Do not charge sales commissions or loads.

*The Securities and Exchange Commission has not approved or disapproved these securities or passed upon the adequacy of this Prospectus. Any representation to the contrary is a criminal offense.*



# Table of Contents

U.S. Social Core Equity 2 Portfolio .....	1
Investment Objective .....	1
Fees and Expenses of the Portfolio .....	1
Principal Investment Strategies .....	1
Principal Risks .....	2
Performance .....	3
Investment Advisor/Portfolio Management .....	4
Purchase and Redemption of Fund Shares .....	4
Tax Information .....	5
Payments to Financial Intermediaries .....	5
U.S. Sustainability Core 1 Portfolio .....	6
Investment Objective .....	6
Fees and Expenses of the Portfolio .....	6
Principal Investment Strategies .....	7
Principal Risks .....	8
Performance .....	9
Investment Advisor/Portfolio Management .....	10
Purchase and Redemption of Fund Shares .....	10
Tax Information .....	10
Payments to Financial Intermediaries .....	10
International Sustainability Core 1 Portfolio .....	11
Investment Objective .....	11
Fees and Expenses of the Portfolio .....	11
Principal Investment Strategies .....	11
Principal Risks .....	13
Performance .....	14
Investment Advisor/Portfolio Management .....	15
Purchase and Redemption of Fund Shares .....	15
Tax Information .....	15
Payments to Financial Intermediaries .....	15
International Social Core Equity Portfolio .....	16
Investment Objective .....	16
Fees and Expenses of the Portfolio .....	16
Principal Investment Strategies .....	16
Principal Risks .....	18
Performance .....	19
Investment Advisor/Portfolio Management .....	20

Purchase and Redemption of Fund Shares .....	20
Tax Information .....	20
Payments to Financial Intermediaries .....	20
Emerging Markets Social Core Equity Portfolio .....	21
Investment Objective .....	21
Fees and Expenses of the Portfolio .....	21
Principal Investment Strategies .....	21
Principal Risks .....	22
Performance .....	24
Investment Advisor/Portfolio Management .....	25
Purchase and Redemption of Fund Shares .....	25
Tax Information .....	25
Payments to Financial Intermediaries .....	25
DFA Social Fixed Income Portfolio .....	26
Investment Objective .....	26
Fees and Expenses of the Portfolio .....	26
Principal Investment Strategies .....	27
Principal Risks .....	28
Performance .....	29
Investment Advisor/Portfolio Management .....	30
Purchase and Redemption of Fund Shares .....	31
Tax Information .....	31
Payments to Financial Intermediaries .....	31
Additional Information on Investment Objectives and Policies .....	32
Investment Terms Used in the Prospectus .....	32
U.S. Social Core Equity 2 Portfolio .....	32
U.S. Sustainability Core 1 Portfolio .....	32
International Sustainability Core 1 Portfolio .....	33
International Social Core Equity Portfolio .....	34
Emerging Markets Social Core Equity Portfolio .....	35
Approved Markets .....	36
Description of Investments-DFA Social Fixed Income Portfolio .....	37
Applying the Social Screen Portfolios' Social Criteria .....	38
Applying the Sustainability Portfolios' Sustainability Impact Considerations .....	38
Portfolio Transactions-Equity Portfolios .....	40
Portfolio Strategies-DFA Social Fixed Income Portfolio .....	40
Additional Information Regarding Investment Risks .....	41
Other Information .....	41
Commodity Pool Operator Exemption .....	41
Securities Loans .....	41

Securities Lending Revenue .....	42
Management of the Portfolios .....	42
Management Fees .....	44
Shareholder Services .....	45
Fee Waiver and Expense Assumption Agreement .....	45
Dividends, Capital Gains Distributions and Taxes .....	46
Electronic Shareholder Information .....	48
Purchase of Shares .....	49
Cash Purchases .....	49
In-Kind Purchases .....	50
Policy Regarding Excessive or Short-Term Trading .....	50
Valuation of Shares .....	52
Net Asset Value .....	52
Public Offering Price .....	54
Exchange of Shares .....	54
Redemption of Shares .....	55
Redemption Procedure .....	55
Redemption of Small Accounts .....	56
In-Kind Redemptions .....	56
Disclosure of Portfolio Holdings .....	56
Delivery of Shareholder Documents .....	57
Financial Highlights .....	57

[THIS PAGE INTENTIONALLY LEFT BLANK]

# U.S. Social Core Equity 2 Portfolio

## Investment Objective

The investment objective of the U.S. Social Core Equity 2 Portfolio is to achieve long-term capital appreciation.

## Fees and Expenses of the Portfolio

This table describes the fees and expenses you may pay if you buy and hold shares of the U.S. Social Core Equity 2 Portfolio.

**Shareholder Fees (fees paid directly from your investment):** None

**Annual Fund Operating Expenses (expenses that you pay each year as a percentage of the value of your investment)**

Management Fee	0.25%
Other Expenses	0.03%
Total Annual Fund Operating Expenses	0.28%

### EXAMPLE

This Example is meant to help you compare the cost of investing in the U.S. Social Core Equity 2 Portfolio with the cost of investing in other mutual funds. The Example assumes that you invest \$10,000 in the Portfolio for the time periods indicated. The Example also assumes that your investment has a 5% return each year and that the Portfolio's operating expenses remain the same. Although your actual costs may be higher or lower, based on these assumptions your costs would be:

1 Year	3 Years	5 Years	10 Years
\$29	\$90	\$157	\$356

### PORTFOLIO TURNOVER

The U.S. Social Core Equity 2 Portfolio pays transaction costs, such as commissions, when it buys and sells securities (or "turns over" its portfolio). Higher portfolio turnover may indicate higher transaction costs and may result in higher taxes when Portfolio shares are held in a taxable account. These costs, which are not reflected in Annual Fund Operating Expenses or in the Example, affect the U.S. Social Core Equity 2 Portfolio's performance. During the most recent fiscal year, the U.S. Social Core Equity 2 Portfolio's portfolio turnover rate was 10% of the average value of its investment portfolio.

## Principal Investment Strategies

The U.S. Social Core Equity 2 Portfolio purchases a broad and diverse group of securities of U.S. companies with greater emphasis on small capitalization, value, and high profitability companies as compared to their representation in the U.S. Universe, while excluding companies based on the Portfolio's social issue screens. Dimensional Fund Advisors LP (the "Advisor") generally defines the U.S. Universe as a market capitalization weighted portfolio of U.S. operating companies listed on the New York Stock Exchange ("NYSE"), NYSE American LLC, Nasdaq Global Market®, Nasdaq Capital Market®, or such other securities exchanges deemed appropriate by the Advisor. The Portfolio's increased exposure to small capitalization, value, and high profitability companies may be achieved by decreasing the allocation of the Portfolio's assets to the largest U.S. growth or low profitability companies relative to their weight in the U.S. Universe, which would result in a greater weight allocation to small capitalization, value, and/or high profitability companies. An equity issuer is considered a

growth company primarily because it has a high price in relation to its book value. Securities are considered value stocks primarily because a company's shares have a low price in relation to their book value. In assessing growth and value, the Advisor may consider additional factors such as price to cash flow or price to earnings ratios. In assessing profitability, the Advisor may consider different ratios, such as that of earnings or profits from operations relative to book value or assets. The criteria the Advisor uses for assessing growth, value, or profitability are subject to change from time to time.

As a non-fundamental policy, under normal circumstances, the U.S. Social Core Equity 2 Portfolio will invest at least 80% of its net assets in equity securities of U.S. companies. The percentage allocation of the assets of the U.S. Social Core Equity 2 Portfolio to securities of the largest U.S. growth companies as defined above will generally be reduced from between 5% and 35% of their percentage weight in the U.S. Universe. For example, as of December 31, 2017, securities of the largest U.S. growth companies comprised 33% of the U.S. Universe and the Advisor allocated approximately 13% of the U.S. Social Core Equity 2 Portfolio to securities of the largest U.S. growth companies. The percentage by which the U.S. Social Core Equity 2 Portfolio's allocation to securities of the largest U.S. growth companies is reduced will change due to market movements. The Advisor may also adjust the representation in the U.S. Social Core Equity 2 Portfolio of an eligible company, or exclude a company, after considering such factors as free float, momentum, trading strategies, liquidity, size, value, profitability, and other factors that the Advisor determines to be appropriate, given market conditions.

The U.S. Social Core Equity 2 Portfolio also may purchase or sell futures contracts and options on futures contracts for U.S. equity securities and indices, to adjust market exposure based on actual or expected cash inflows to or outflows from the Portfolio. The Portfolio does not intend to sell futures contracts to establish short positions in individual securities or to use derivatives for purposes of speculation or leveraging investment returns. The above-referenced investments are not subject to, though they may incorporate, the Portfolio's social criteria.

The U.S. Social Core Equity 2 Portfolio may lend its portfolio securities to generate additional income.

The U.S. Social Core Equity 2 Portfolio seeks to purchase securities that are consistent with the Portfolio's social issue screens, which are monitored by an independent third party. The Portfolio seeks to exclude from its investment portfolio those companies that are identified by the Portfolio's social issue screens, as further discussed below. The Portfolio's social issue screens are designed to identify companies that: (1) earn at least 20% of their total annual revenue through the production and/or sale of conventional or nuclear weapons, their weapon systems, or critical components of these products, or the provision of weapon systems support and service; (2) are engaged in certain for profit business activities in or with the Republic of the Sudan; (3) earn at least 15% of their total annual revenue through the production and/or sale of tobacco or alcohol products, or key products or raw materials necessary for their production; (4) earn at least 20% of their total annual revenue from certain gambling activities, the production of goods used exclusively for gambling, or the provision of certain services in casinos that are fundamental to gambling operations; (5) directly participate in abortions, or develop or manufacture abortive agents or contraceptives; (6) earn at least 15% of their total annual revenue from the rental, sale, distribution or production of pornographic materials, or the ownership or operation of adult entertainment establishments; (7) are involved in the production or manufacture of landmines, cluster munitions, or the essential components of these products; (8) have had major recent controversies relating to child labor infractions in the U.S. or abroad; and/or (9) are involved in stem cell research.

The Portfolio may modify this list of social issue screens, at any time, without prior shareholder approval or notice.

## Principal Risks

Because the value of your investment in the U.S. Social Core Equity 2 Portfolio will fluctuate, there is the risk that you will lose money. An investment in the U.S. Social Core Equity 2 Portfolio is not a deposit of a bank and is not insured or guaranteed by the Federal Deposit Insurance Corporation or any other government agency. The following is a description of principal risks of investing in the U.S. Social Core Equity 2 Portfolio.

**Equity Market Risk:** Even a long-term investment approach cannot guarantee a profit. Economic, market, political, and issuer-specific conditions and events will cause the value of equity securities, and the Portfolio that owns them, to rise or fall. Stock markets tend to move in cycles, with periods of rising prices and periods of falling prices.



**Value Investment Risk:** Value stocks may perform differently from the market as a whole and following a value-oriented investment strategy may cause the Portfolio to at times underperform equity funds that use other investment strategies.

**Small Company Risk:** Securities of small companies are often less liquid than those of large companies and this could make it difficult to sell a small company security at a desired time or price. As a result, small company stocks may fluctuate relatively more in price. In general, smaller capitalization companies are also more vulnerable than larger companies to adverse business or economic developments and they may have more limited resources.

**Social Investment Risk:** The U.S. Social Core Equity 2 Portfolio's social issue screens may limit the number of investment opportunities available to the Portfolio, and as a result, at times the Portfolio may underperform funds that are not subject to such special investment conditions. For example, the Portfolio may decline to purchase certain securities when it is otherwise advantageous to do so, or the Portfolio may sell certain securities for social reasons when it is otherwise disadvantageous to do so.

**Derivatives Risk:** Derivatives are instruments, such as futures contracts, whose value is derived from that of other assets, rates or indices. The use of derivatives for non-hedging purposes may be considered to carry more risk than other types of investments. When the U.S. Social Core Equity 2 Portfolio uses derivatives, the Portfolio will be directly exposed to the risks of those derivatives. Derivative instruments are subject to a number of risks including counterparty, liquidity, interest rate, market, credit and management risks, and the risk of improper valuation. Changes in the value of a derivative may not correlate perfectly with the underlying asset, rate or index, and the Portfolio could lose more than the principal amount invested.

**Securities Lending Risk:** Securities lending involves the risk that the borrower may fail to return the securities in a timely manner or at all. As a result, the U.S. Social Core Equity 2 Portfolio may lose money and there may be a delay in recovering the loaned securities. The U.S. Social Core Equity 2 Portfolio could also lose money if it does not recover the securities and/or the value of the collateral falls, including the value of investments made with cash collateral. Securities lending also may have certain adverse tax consequences.

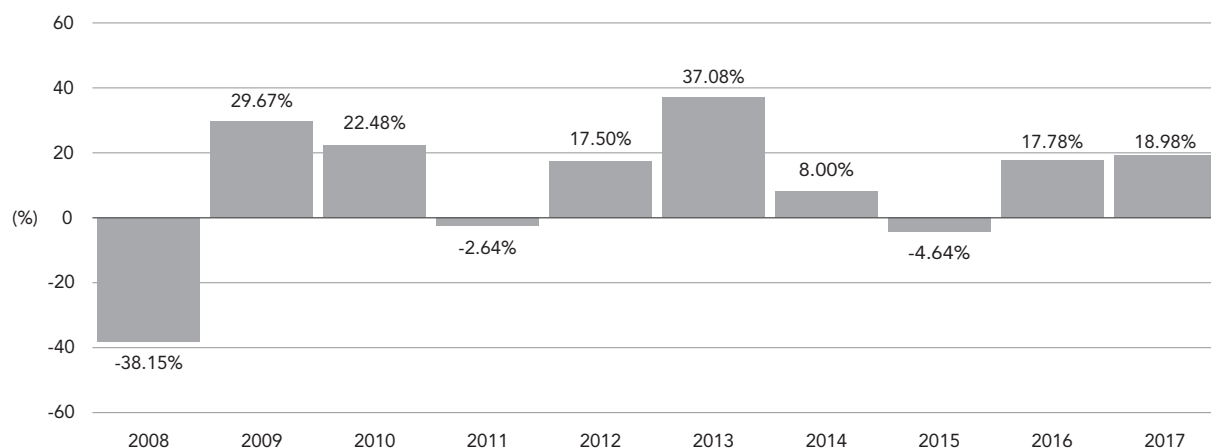
**Cyber Security Risk:** The U.S. Social Core Equity 2 Portfolio's and its service providers' use of internet, technology and information systems may expose the Portfolio to potential risks linked to cyber security breaches of those technological or information systems. Cyber security breaches, amongst other things, could allow an unauthorized party to gain access to proprietary information, customer data, or fund assets, or cause the Portfolio and/or its service providers to suffer data corruption or lose operational functionality.

## Performance

The bar chart and table immediately following illustrate the variability of the U.S. Social Core Equity 2 Portfolio's returns and are meant to provide some indication of the risks of investing in the Portfolio. The bar chart shows the changes in the U.S. Social Core Equity 2 Portfolio's performance from year to year. The table illustrates how annualized one year, five year and ten year returns, both before and after taxes, compare with those of a broad measure of market performance. The U.S. Social Core Equity 2 Portfolio's past performance (before and after taxes) is not an indication of future results. Updated performance information for the Portfolio can be obtained by visiting <http://us.dimensional.com>.

The after-tax returns presented in the table for the U.S. Social Core Equity 2 Portfolio are calculated using the historical highest individual federal marginal income tax rates and do not reflect the impact of state and local taxes. Actual after-tax returns depend on an investor's tax situation and may differ from those shown in the table. In addition, the after-tax returns shown are not relevant to investors who hold shares of the Portfolio through tax-advantaged arrangements, such as 401(k) plans or individual retirement accounts.

## U.S. Social Core Equity 2 Portfolio—Total Returns



### January 2008-December 2017

Highest Quarter  
19.43% (7/09–9/09)

Lowest Quarter  
-25.96% (10/08–12/08)

## Annualized Returns (%)

Periods ending December 31, 2017

	1 Year	5 Years	10 Years
<b>U.S. Social Core Equity 2 Portfolio</b>			
Return Before Taxes	18.98%	14.62%	8.32%
Return After Taxes on Distributions	18.18%	13.77%	7.76%
Return After Taxes on Distributions and Sale of Portfolio Shares	11.30%	11.59%	6.66%
<b>Russell 3000® Index</b>			
(reflects no deduction for fees, expenses, or taxes)	21.13%	15.58%	8.60%

## Investment Advisor/Portfolio Management

Dimensional Fund Advisors LP serves as the investment advisor for the U.S. Social Core Equity 2 Portfolio. The following individuals are responsible for coordinating the day to day management of the U.S. Social Core Equity 2 Portfolio:

- **Joseph H. Chi**, Senior Portfolio Manager and Vice President of the Advisor, has been a portfolio manager of the Portfolio since 2012.
- **Jed S. Fogdall**, Senior Portfolio Manager and Vice President of the Advisor, has been a portfolio manager of the Portfolio since 2012.
- **Lukas J. Smart**, Senior Portfolio Manager and Vice President of the Advisor, has been a portfolio manager of the Portfolio since 2017.

## Purchase and Redemption of Fund Shares

Investors may purchase or redeem shares of the U.S. Social Core Equity 2 Portfolio on each day that the NYSE is scheduled to be open for business by first contacting the Portfolio's transfer agent at (888) 576-1167.

Shareholders that invest in the U.S. Social Core Equity 2 Portfolio through a financial intermediary should contact their financial intermediary regarding purchase and redemption procedures. The U.S. Social Core Equity 2 Portfolio generally is available for investment only by institutional clients, clients of registered investment advisors, clients of financial institutions and a limited number of certain other investors as approved from time to time by the Advisor. All investments are subject to approval of the Advisor.

## Tax Information

The dividends and distributions you receive from the U.S. Social Core Equity 2 Portfolio are taxable and generally will be taxed as ordinary income, capital gains, or some combination of both, unless you are investing through a tax-advantaged arrangement, such as a 401(k) plan or an individual retirement account, in which case distributions may be taxed as ordinary income when withdrawn from the plan or account.

## Payments to Financial Intermediaries

If you purchase the Portfolio through a broker-dealer or other financial intermediary (such as a bank), the Portfolio and its related companies may pay the intermediary for the sale of the Portfolio shares and/or related services. These payments may create a conflict of interest by influencing the financial intermediary to recommend the Portfolio over another investment. Ask your financial advisor or visit your financial intermediary's website for more information.

# U.S. Sustainability Core 1 Portfolio

## Investment Objective

The investment objective of the U.S. Sustainability Core 1 Portfolio is long-term capital appreciation.

## Fees and Expenses of the Portfolio

This table describes the fees and expenses you may pay if you buy and hold shares of the U.S. Sustainability Core 1 Portfolio.

**Shareholder Fees (fees paid directly from your investment):** None

**Annual Fund Operating Expenses (expenses that you pay each year as a percentage of the value of your investment)\***

Management Fee	0.23%
Other Expenses	0.03%
Total Annual Fund Operating Expenses	0.26%
Fee Waiver and/or Expense Reimbursement**	0.01%
Total Annual Fund Operating Expenses After Fee Waiver and/or Expense Reimbursement	0.25%

\* The "Management Fee" and "Total Annual Fund Operating Expenses" have been adjusted to reflect the decrease in the management fee payable by the Portfolio from 0.29% to 0.23% effective as of February 28, 2017.

\*\*The Advisor has agreed to waive certain fees and in certain instances, assume certain expenses of the Portfolio. The Amended and Restated Fee Waiver Agreement for the Portfolio will remain in effect through February 28, 2019, and may only be terminated by the Fund's Board of Directors prior to that date. Under certain circumstances, the Advisor retains the right to seek reimbursement for any fees previously waived up to thirty-six months after such fee waiver.

### EXAMPLE

This Example is meant to help you compare the cost of investing in the U.S. Sustainability Core 1 Portfolio with the cost of investing in other mutual funds. The Example assumes that you invest \$10,000 in the Portfolio for the time periods indicated. The Example also assumes that your investment has a 5% return each year and that the Portfolio's operating expenses remain the same. The costs for the Portfolio reflect the net expenses of the Portfolio that result from the contractual expense waiver and assumption in the first year only. Although your actual costs may be higher or lower, based on these assumptions your costs would be:

1 Year	3 Years	5 Years	10 Years
\$26	\$83	\$145	\$330

### PORTFOLIO TURNOVER

The U.S. Sustainability Core 1 Portfolio pays transaction costs, such as commissions, when it buys and sells securities (or "turns over" its portfolio). A higher portfolio turnover may indicate higher transaction costs and may result in higher taxes when Portfolio shares are held in a taxable account. These costs, which are not reflected in Annual Fund Operating Expenses or in the Example, affect the U.S. Sustainability Core 1 Portfolio's performance. During the most recent fiscal year, the U.S. Sustainability Core 1 Portfolio's portfolio turnover rate was 5% of the average value of its investment portfolio.

## Principal Investment Strategies

The U.S. Sustainability Core 1 Portfolio purchases a broad and diverse group of securities of U.S. companies with a greater emphasis on small capitalization, value, and high profitability companies as compared to their representation in the U.S. Universe, while adjusting the composition of the Portfolio based on sustainability impact considerations. The Advisor generally defines the U.S. Universe as a market capitalization weighted portfolio of U.S. operating companies listed on the New York Stock Exchange (“NYSE”), NYSE American LLC, Nasdaq Global Market®, Nasdaq Capital Market®, or such other securities exchanges deemed appropriate by the Advisor. The Portfolio’s increased exposure to small capitalization, value, and high profitability companies may be achieved by decreasing the allocation of the Portfolio’s assets to the largest U.S. growth or low profitability companies relative to their weight in the U.S. Universe, which would result in a greater weight allocation to small capitalization, value, and/or high profitability companies. An equity issuer is considered a growth company primarily because it has a high price in relation to its book value. Securities are considered value stocks primarily because a company’s shares have a low price in relation to their book value. In assessing growth and value, the Advisor may consider additional factors such as price to cash flow or price to earnings ratios. In assessing profitability, the Advisor may consider different ratios, such as that of earnings or profits from operations relative to book value or assets. The criteria the Advisor uses for assessing growth, value, or profitability are subject to change from time to time.

As a non-fundamental policy, under normal circumstances, the U.S. Sustainability Core 1 Portfolio will invest at least 80% of its net assets in equity securities of U.S. companies. The percentage allocation of the assets of the U.S. Sustainability Core 1 Portfolio to securities of the largest U.S. growth companies as defined above will generally be reduced from between 2.5% and 25% of their percentage weight in the U.S. Universe. For example, as of December 31, 2017, securities of the largest U.S. growth companies comprised 33% of the U.S. Universe and the Advisor allocated approximately 29% of the U.S. Sustainability Core 1 Portfolio to securities of the largest U.S. growth companies. The percentage by which the U.S. Sustainability Core 1 Portfolio’s allocation to securities of the largest U.S. growth companies is reduced will change due to market movements, sustainability impact considerations and other factors. Additionally, the range by which the U.S. Sustainability Core 1 Portfolio’s percentage allocation to all securities as compared to the U.S. Universe may be impacted by the Portfolio’s investment strategies with respect to sustainability impact considerations and the Advisor may also adjust the representation in the U.S. Sustainability Core 1 Portfolio of an eligible company, or exclude a company, after considering other factors the Advisor determines to be appropriate, such as free float, momentum, trading strategies, liquidity, size, value, profitability, and other factors the Advisor determines to be appropriate, given market conditions.

The U.S. Sustainability Core 1 Portfolio also may purchase or sell futures contracts and options on futures contracts for U.S. equity securities and indices, to adjust market exposure based on actual or expected cash inflows to or outflows from the Portfolio. The Portfolio does not intend to sell futures contracts to establish short positions in individual securities or to use derivatives for purposes of speculation or leveraging investment returns. The above-referenced investments are not subject to, although they may incorporate, the U.S. Sustainability Core 1 Portfolio’s sustainability impact considerations.

The U.S. Sustainability Core 1 Portfolio may lend its portfolio securities to generate additional income.

The Advisor intends to take into account the impact that companies may have on the environment and other sustainability considerations when making investment decisions for the U.S. Sustainability Core 1 Portfolio. Relative to a portfolio without these considerations, the U.S. Sustainability Core 1 Portfolio will exclude or underweight securities of companies that, according to the Portfolio’s sustainability impact considerations, may be less sustainable as compared either to other companies in the Portfolio’s investment universe or other companies with similar business lines. Similarly, relative to a portfolio without sustainability impact considerations, the U.S. Sustainability Core 1 Portfolio will overweight securities of companies that, according to the Portfolio’s sustainability impact considerations, may be more sustainable as compared either to other companies in the Portfolio’s investment universe or other companies with similar business lines. In considering sustainability impact and other factors that the Advisor believes may be important to investors, the Advisor may consider carbon and other greenhouse emissions, or potential emissions, land use, cluster munitions manufacturing, biodiversity, involvement in toxic spills or releases, operational waste, water use, tobacco, child labor and factory farming activities, among other factors. In particular, the Portfolio may exclude companies the Advisor considers to have high carbon or greenhouse gas emissions or reserves that may produce those emissions. The Advisor may engage third party service providers to provide research and/or ratings information relating to the U.S.

Sustainability Core 1 Portfolio's sustainability impact considerations with respect to securities in the portfolio, where information is available from such providers.

## Principal Risks

Because the value of your investment in the U.S. Sustainability Core 1 Portfolio will fluctuate, there is the risk that you will lose money. An investment in the U.S. Sustainability Core 1 Portfolio is not a deposit of a bank and is not insured or guaranteed by the Federal Deposit Insurance Corporation or any other government agency. The following is a description of principal risks of investing in the U.S. Sustainability Core 1 Portfolio.

**Equity Market Risk:** Even a long-term investment approach cannot guarantee a profit. Economic, market, political, and issuer-specific conditions and events will cause the value of equity securities, and the Portfolio that owns them, to rise or fall. Stock markets tend to move in cycles, with periods of rising prices and periods of falling prices.

**Value Investment Risk:** Value stocks may perform differently from the market as a whole and following a value-oriented investment strategy may cause the Portfolio to at times underperform equity funds that use other investment strategies.

**Small Company Risk:** Securities of small companies are often less liquid than those of large companies and this could make it difficult to sell a small company security at a desired time or price. As a result, small company stocks may fluctuate relatively more in price. In general, smaller capitalization companies are also more vulnerable than larger companies to adverse business or economic developments and they may have more limited resources.

**Sustainability Impact Consideration Investment Risk:** The U.S. Sustainability Core 1 Portfolio's sustainability impact considerations may limit the number of investment opportunities available to the Portfolio, and as a result, at times, the Portfolio may underperform funds that are not subject to such sustainability impact considerations. For example, the Portfolio may decline to purchase, or underweight its investment in, certain securities due to sustainability impact considerations when other investment considerations would suggest that a more significant investment in such securities would be advantageous. The Portfolio may also overweight its investment in certain securities due to sustainability impact considerations when other investment considerations would suggest that a lesser investment in such securities would be advantageous. In addition, the Portfolio may sell or retain certain securities due to sustainability impact considerations when it is otherwise disadvantageous to do so. The sustainability impact considerations may also cause the Portfolio's industry allocation to deviate from that of funds without these considerations and of conventional benchmarks.

**Derivatives Risk:** Derivatives are instruments, such as futures contracts, whose value is derived from that of other assets, rates or indices. The use of derivatives for non-hedging purposes may be considered to carry more risk than other types of investments. When the U.S. Sustainability Core 1 Portfolio uses derivatives, the Portfolio will be directly exposed to the risks of those derivatives. Derivative instruments are subject to a number of risks including counterparty, liquidity, interest rate, market, credit and management risks, and the risk of improper valuation. Changes in the value of a derivative may not correlate perfectly with the underlying asset, rate or index, and the Portfolio could lose more than the principal amount invested.

**Securities Lending Risk:** Securities lending involves the risk that the borrower may fail to return the securities in a timely manner or at all. As a result, the U.S. Sustainability Core 1 Portfolio may lose money and there may be a delay in recovering the loaned securities. The U.S. Sustainability Core 1 Portfolio could also lose money if it does not recover the securities and/or the value of the collateral falls, including the value of investments made with cash collateral. Securities lending also may have certain adverse tax consequences.

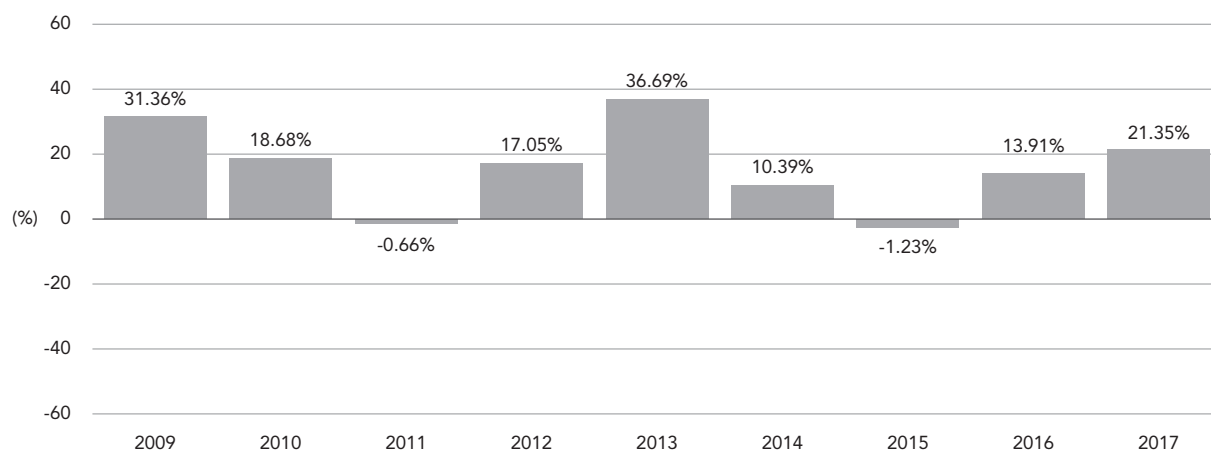
**Cyber Security Risk:** The U.S. Sustainability Core 1 Portfolio's and its service providers' use of internet, technology and information systems may expose the Portfolio to potential risks linked to cyber security breaches of those technological or information systems. Cyber security breaches, amongst other things, could allow an unauthorized party to gain access to proprietary information, customer data, or fund assets, or cause the Portfolio and/or its service providers to suffer data corruption or lose operational functionality.

## Performance

The bar chart and table immediately following illustrate the variability of the U.S. Sustainability Core 1 Portfolio's returns and are meant to provide some indication of the risks of investing in the Portfolio. The bar chart shows the changes in the U.S. Sustainability Core 1 Portfolio's performance from year to year. The table illustrates how annualized one year, five year and since inception returns, both before and after taxes, compare with those of a broad measure of market performance. The U.S. Sustainability Core 1 Portfolio's past performance (before and after taxes) is not an indication of future results. Updated performance information for the Portfolio can be obtained by visiting <http://us.dimensional.com>.

The after-tax returns presented in the table for the U.S. Sustainability Core 1 Portfolio are calculated using the historical highest individual federal marginal income tax rates and do not reflect the impact of state and local taxes. Actual after-tax returns depend on an investor's tax situation and may differ from those shown in the table. In addition, the after-tax returns shown are not relevant to investors who hold shares of the Portfolio through tax-advantaged arrangements, such as 401(k) plans or individual retirement accounts.

### U.S. Sustainability Core 1 Portfolio—Total Returns



#### January 2009-December 2017

Highest Quarter  
18.89% (4/09–6/09)

Lowest Quarter  
-17.51% (7/11–9/11)

### Annualized Returns (%)

Periods ending December 31, 2017

	1 Year	5 Years	Since 3/12/08 Inception
<b>U.S. Sustainability Core 1 Portfolio</b>			
Return Before Taxes	21.35%	15.55%	10.22%
Return After Taxes on Distributions	20.63%	14.86%	9.73%
Return After Taxes on Distributions and Sale of Portfolio Shares	12.61%	12.42%	8.32%
<b>Russell 3000® Index</b>			
(reflects no deduction for fees, expenses, or taxes)	21.13%	15.58%	10.04%

The implementation and management of the Advisor's "Sustainability" portfolios, including without limitation, the U.S. Sustainability Core 1 Portfolio is protected by U.S. Patent Nos. 7,596,525 B1, 7,599,874 B1 and, 8,438,092 B2.

## Investment Advisor/Portfolio Management

Dimensional Fund Advisors LP serves as the investment advisor for the U.S. Sustainability Core 1 Portfolio. The following individuals are responsible for coordinating the day to day management of the U.S. Sustainability Core 1 Portfolio:

- **Joseph H. Chi**, Senior Portfolio Manager and Vice President of the Advisor, has been a portfolio manager of the Portfolio since 2012.
- **Jed S. Fogdall**, Senior Portfolio Manager and Vice President of the Advisor, has been a portfolio manager of the Portfolio since 2012.
- **Lukas J. Smart**, Senior Portfolio Manager and Vice President of the Advisor, has been a portfolio manager of the Portfolio since 2017.

## Purchase and Redemption of Fund Shares

Investors may purchase or redeem shares of the U.S. Sustainability Core 1 Portfolio on each day that the NYSE is scheduled to be open for business by first contacting the Portfolio's transfer agent at (888) 576-1167. Shareholders that invest in the U.S. Sustainability Core 1 Portfolio through a financial intermediary should contact their financial intermediary regarding purchase and redemption procedures. The U.S. Sustainability Core 1 Portfolio generally is available for investment only by institutional clients, clients of registered investment advisors, clients of financial institutions and a limited number of certain other investors as approved from time to time by the Advisor. All investments are subject to approval of the Advisor.

## Tax Information

The dividends and distributions you receive from the U.S. Sustainability Core 1 Portfolio are taxable and generally will be taxed as ordinary income, capital gains, or some combination of both, unless you are investing through a tax-advantaged arrangement, such as a 401(k) plan or an individual retirement account, in which case distributions may be taxed as ordinary income when withdrawn from the plan or account.

## Payments to Financial Intermediaries

If you purchase the Portfolio through a broker-dealer or other financial intermediary (such as a bank), the Portfolio and its related companies may pay the intermediary for the sale of the Portfolio shares and/or related services. These payments may create a conflict of interest by influencing the financial intermediary to recommend the Portfolio over another investment. Ask your financial advisor or visit your financial intermediary's website for more information.



# International Sustainability Core 1 Portfolio

## Investment Objective

The investment objective of the International Sustainability Core 1 Portfolio is long-term capital appreciation.

## Fees and Expenses of the Portfolio

This table describes the fees and expenses you may pay if you buy and hold shares of the International Sustainability Core 1 Portfolio.

---

**Shareholder Fees (fees paid directly from your investment):** None

**Annual Fund Operating Expenses (expenses that you pay each year as a percentage of the value of your investment)\***

Management Fee	0.30%
Other Expenses	0.05%
Total Annual Fund Operating Expenses	0.35%

\* The "Management Fee" and "Total Annual Fund Operating Expenses" have been adjusted to reflect the decrease in the management fee payable by the Portfolio from 0.42% to 0.30% effective as of February 28, 2017.

### EXAMPLE

This Example is meant to help you compare the cost of investing in the International Sustainability Core 1 Portfolio with the cost of investing in other mutual funds. The Example assumes that you invest \$10,000 in the Portfolio for the time periods indicated. The Example also assumes that your investment has a 5% return each year and that the Portfolio's operating expenses remain the same. Although your actual costs may be higher or lower, based on these assumptions your costs would be:

1 Year	3 Years	5 Years	10 Years
\$36	\$113	\$197	\$443

### PORTFOLIO TURNOVER

The International Sustainability Core 1 Portfolio pays transaction costs, such as commissions, when it buys and sells securities (or "turns over" its portfolio). A higher portfolio turnover may indicate higher transaction costs and may result in higher taxes when Portfolio shares are held in a taxable account. These costs, which are not reflected in Annual Fund Operating Expenses or in the Example, affect the International Sustainability Core 1 Portfolio's performance. During the most recent fiscal year, the International Sustainability Core 1 Portfolio's portfolio turnover rate was 10% of the average value of its investment portfolio.

## Principal Investment Strategies

The International Sustainability Core 1 Portfolio purchases a broad and diverse group of securities of non-U.S. companies in developed markets with a greater emphasis on small capitalization, value, and high profitability companies as compared to their representation in the International Universe, while adjusting the composition of the Portfolio based on sustainability impact considerations. For purposes of this Portfolio, the Advisor defines the International Universe as a market capitalization weighted portfolio of non-U.S. companies in developed markets that have been authorized as approved markets for investment by the Advisor's Investment Committee. The

Portfolio's increased exposure to small capitalization, value, and high profitability companies may be achieved by decreasing the allocation of the International Sustainability Core 1 Portfolio's assets to the largest growth or low profitability companies relative to their weight in the International Universe, which would result in a greater weight allocation to small capitalization, value, and/or high profitability companies. An equity issuer is considered a growth company primarily because it has a high price in relation to its book value. Securities are considered value stocks primarily because a company's shares have a low price in relation to their book value. In assessing growth and value, the Advisor may consider additional factors such as price to cash flow or price to earnings ratios. In assessing profitability, the Advisor may consider different ratios, such as that of earnings or profits from operations relative to book value or assets. The criteria the Advisor uses for assessing growth, value, or profitability are subject to change from time to time.

The International Sustainability Core 1 Portfolio intends to purchase securities of companies associated with developed market countries that the Advisor has designated as approved markets. As a non-fundamental policy, under normal circumstances, the International Sustainability Core 1 Portfolio will invest at least 80% of its net assets in equity securities. The Advisor determines company size on a country or region specific basis and based primarily on market capitalization. The percentage allocation of the assets of the International Sustainability Core 1 Portfolio to securities of the largest growth companies as defined above will generally be reduced from between 2% and 35% of their percentage weight in the International Universe. As of December 31, 2017, securities of the largest growth companies in the International Universe comprised approximately 13% of the International Universe and the Advisor allocated approximately 11% of the International Sustainability Core 1 Portfolio to securities of the largest growth companies in the International Universe. The percentage by which the Portfolio's allocation to securities of the largest growth companies is reduced will change due to market movements, sustainability impact considerations and other factors. Additionally, the range by which the Portfolio's percentage allocation to all securities as compared to the International Universe may be impacted by the Portfolio's investment strategies with respect to sustainability impact considerations and the Advisor may also adjust the representation in the International Sustainability Core 1 Portfolio of an eligible company, or exclude a company, after considering other factors the Advisor determines to be appropriate, such as free float, momentum, trading strategies, liquidity, size, value, profitability, and other factors the Advisor determines to be appropriate, given market conditions.

The International Sustainability Core 1 Portfolio may gain exposure to companies associated with approved markets by purchasing equity securities in the form of depository receipts, which may be listed or traded outside the issuer's domicile country. The Portfolio may purchase or sell futures contracts and options on futures contracts for foreign or U.S. equity securities and indices, to adjust market exposure based on actual or expected cash inflows to or outflows from the Portfolio. The Portfolio does not intend to sell futures contracts to establish short positions in individual securities or to use derivatives for purposes of speculation or leveraging investment returns. The above-referenced investments are not subject to, although they may incorporate, the International Sustainability Core 1 Portfolio's sustainability impact considerations.

The International Sustainability Core 1 Portfolio may lend its portfolio securities to generate additional income.

The Advisor intends to take into account the impact that companies may have on the environment and other sustainability considerations when making investment decisions for the International Sustainability Core 1 Portfolio. Relative to a portfolio without these considerations, the International Sustainability Core 1 Portfolio intends to exclude or underweight securities of companies that, according to the Portfolio's sustainability impact considerations, may be less sustainable as compared either to other companies in the Portfolio's investment universe or other companies with similar business lines. Similarly, relative to a portfolio without sustainability impact considerations, the International Sustainability Core 1 Portfolio intends to overweight securities of companies that, according to the Portfolio's sustainability impact considerations, may be more sustainable as compared either to other companies in the Portfolio's investment universe or other companies with similar business lines. In considering sustainability impact and other factors that the Advisor believes may be important to investors, the Advisor may consider carbon and other greenhouse emissions, or potential emissions, land use, cluster munitions manufacturing, biodiversity, involvement in toxic spills or releases, operational waste, water use, tobacco, child labor, and factory farming activities, among other factors. In particular, the Portfolio may exclude companies the Advisor considers to have high carbon or greenhouse gas emissions or reserves that may produce those emissions. The Advisor may engage third party service providers to provide research and/or ratings

information relating to the International Sustainability Core 1 Portfolio's sustainability impact considerations with respect to securities in the portfolio, where information is available from such providers.

## Principal Risks

Because the value of your investment in the International Sustainability Core 1 Portfolio will fluctuate, there is the risk that you will lose money. An investment in the International Sustainability Core 1 Portfolio is not a deposit of a bank and is not insured or guaranteed by the Federal Deposit Insurance Corporation or any other government agency. The following is a description of principal risks of investing in the International Sustainability Core 1 Portfolio.

**Equity Market Risk:** Even a long-term investment approach cannot guarantee a profit. Economic, market, political, and issuer-specific conditions and events will cause the value of equity securities, and the Portfolio that owns them, to rise or fall. Stock markets tend to move in cycles, with periods of rising prices and periods of falling prices.

**Value Investment Risk:** Value stocks may perform differently from the market as a whole and following a value-oriented investment strategy may cause the Portfolio to at times underperform equity funds that use other investment strategies.

**Small Company Risk:** Securities of small companies are often less liquid than those of large companies and this could make it difficult to sell a small company security at a desired time or price. As a result, small company stocks may fluctuate relatively more in price. In general, smaller capitalization companies are also more vulnerable than larger companies to adverse business or economic developments and they may have more limited resources.

**Foreign Securities and Currencies Risk:** Foreign securities prices may decline or fluctuate because of: (a) economic or political actions of foreign governments, and/or (b) less regulated or liquid securities markets. Investors holding these securities may also be exposed to foreign currency risk (the possibility that foreign currency will fluctuate in value against the U.S. dollar or that a foreign government will convert, or be forced to convert, its currency to another currency, changing its value against the U.S. dollar). The International Sustainability Core 1 Portfolio does not hedge foreign currency risk.

**Sustainability Impact Consideration Investment Risk:** The International Sustainability Core 1 Portfolio's sustainability impact considerations may limit the number of investment opportunities available to the Portfolio, and as a result, at times, the Portfolio may underperform funds that are not subject to such sustainability impact considerations. For example, the Portfolio may decline to purchase, or underweight its investment in, certain securities due to sustainability impact considerations when other investment considerations would suggest that a more significant investment in such securities would be advantageous. The Portfolio may also overweight its investment in certain securities due to sustainability impact considerations when other investment considerations would suggest that a lesser investment in such securities would be advantageous. In addition, the Portfolio may sell or retain certain securities due to sustainability impact considerations when it is otherwise disadvantageous to do so. The sustainability impact considerations may also cause the Portfolio's industry allocation to deviate from that of funds without these considerations and of conventional benchmarks.

**Derivatives Risk:** Derivatives are instruments, such as futures and foreign currency forward contracts, whose value is derived from that of other assets, rates or indices. The use of derivatives for non-hedging purposes may be considered to carry more risk than other types of investments. When the International Sustainability Core 1 Portfolio uses derivatives, the Portfolio will be directly exposed to the risks of those derivatives. Derivative instruments are subject to a number of risks including counterparty, liquidity, interest rate, market, credit and management risks, and the risk of improper valuation. Changes in the value of a derivative may not correlate perfectly with the underlying asset, rate or index, and the Portfolio could lose more than the principal amount invested.

**Securities Lending Risk:** Securities lending involves the risk that the borrower may fail to return the securities in a timely manner or at all. As a result, the International Sustainability Core 1 Portfolio may lose money and there may be a delay in recovering the loaned securities. The International Sustainability Core 1 Portfolio could also lose money if it does not recover the securities and/or the value of the collateral falls, including the value of investments made with cash collateral. Securities lending also may have certain adverse tax consequences.

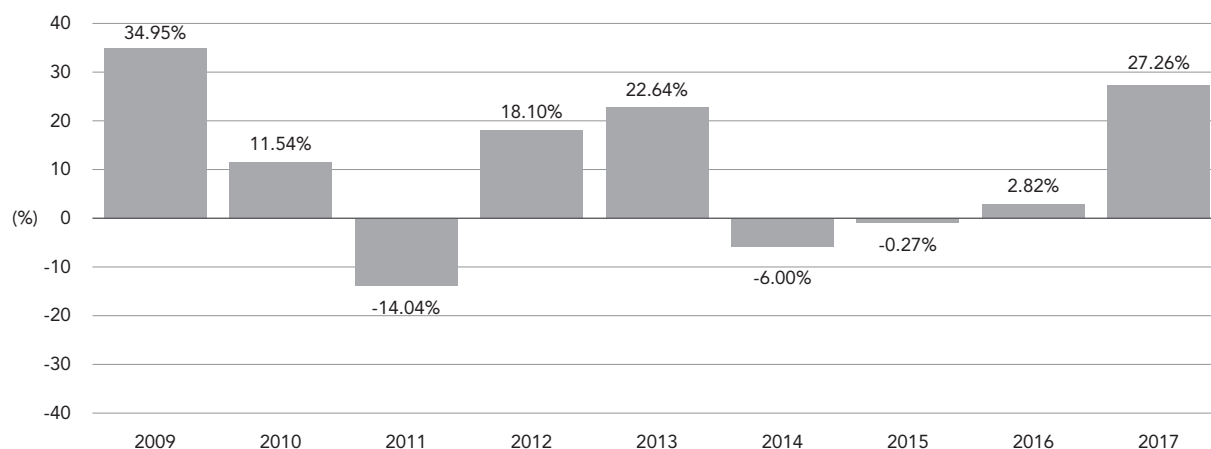
**Cyber Security Risk:** The International Sustainability Core 1 Portfolio's and its service providers' use of internet, technology and information systems may expose the Portfolio to potential risks linked to cyber security breaches of those technological or information systems. Cyber security breaches, amongst other things, could allow an unauthorized party to gain access to proprietary information, customer data, or fund assets, or cause the Portfolio and/or its service providers to suffer data corruption or lose operational functionality.

## Performance

The bar chart and table immediately following illustrate the variability of the International Sustainability Core 1 Portfolio's returns and are meant to provide some indication of the risks of investing in the Portfolio. The bar chart shows the changes in the International Sustainability Core 1 Portfolio's performance from year to year. The table illustrates how annualized one year, five year and since inception returns, both before and after taxes, compare with those of a broad measure of market performance. The International Sustainability Core 1 Portfolio's past performance (before and after taxes) is not an indication of future results. Updated performance information for the Portfolio can be obtained by visiting <http://us.dimensional.com>.

The after-tax returns presented in the table for the International Sustainability Core 1 Portfolio are calculated using the historical highest individual federal marginal income tax rates and do not reflect the impact of state and local taxes. Actual after-tax returns depend on an investor's tax situation and may differ from those shown in the table. In addition, the after-tax returns shown are not relevant to investors who hold shares of the Portfolio through tax-advantaged arrangements, such as 401(k) plans or individual retirement accounts.

### International Sustainability Core 1 Portfolio—Total Returns



#### January 2009-December 2017

Highest Quarter  
28.71% (4/09–6/09)

Lowest Quarter  
-20.91% (7/11–9/11)

### Annualized Returns (%)

Periods ending December 31, 2017

	1 Year	5 Years	Since 3/12/08 Inception
<b>International Sustainability Core 1 Portfolio</b>			
Return Before Taxes	27.26%	8.51%	3.65%
Return After Taxes on Distributions	26.53%	7.84%	3.14%
Return After Taxes on Distributions and Sale of Portfolio Shares	15.98%	6.60%	2.84%
<b>MSCI World ex USA Index (net dividends)</b>			
(reflects no deduction for fees, expenses, or taxes on sales)	24.21%	7.46%	2.87%

The implementation and management of the Advisor's "Sustainability" portfolios, including without limitation, the International Sustainability Core 1 Portfolio, is protected by U.S. Patent Nos. 7,596,525 B1, 7,599,874 B1 and, 8,438,092 B2.

## Investment Advisor/Portfolio Management

Dimensional Fund Advisors LP serves as the investment advisor for the International Sustainability Core 1 Portfolio. Dimensional Fund Advisors Ltd. and DFA Australia Limited serve as the sub-advisors for the International Sustainability Core 1 Portfolio. The following individuals are responsible for coordinating the day to day management of the International Sustainability Core 1 Portfolio:

- **Joseph H. Chi**, Senior Portfolio Manager and Vice President of the Advisor, has been a portfolio manager of the Portfolio since 2010.
- **Jed S. Fogdall**, Senior Portfolio Manager and Vice President of the Advisor, has been a portfolio manager of the Portfolio since 2010.
- **Bhanu P. Singh**, Senior Portfolio Manager and Vice President of the Advisor, has been a portfolio manager of the Portfolio since 2015.
- **Allen Pu**, Senior Portfolio Manager and Vice President of the Advisor, has been a portfolio manager of the Portfolio since 2015.
- **Mary T. Phillips**, Senior Portfolio Manager and Vice President of the Advisor, has been a portfolio manager of the Portfolio since 2017.

## Purchase and Redemption of Fund Shares

Investors may purchase or redeem shares of the International Sustainability Core 1 Portfolio on each day that the New York Stock Exchange is scheduled to be open for business by first contacting the Portfolio's transfer agent at (888) 576-1167. Shareholders that invest in the International Sustainability Core 1 Portfolio through a financial intermediary should contact their financial intermediary regarding purchase and redemption procedures. The International Sustainability Core 1 Portfolio generally is available for investment only by institutional clients, clients of registered investment advisors, clients of financial institutions and a limited number of certain other investors as approved from time to time by the Advisor. All investments are subject to approval of the Advisor.

## Tax Information

The dividends and distributions you receive from the International Sustainability Core 1 Portfolio are taxable and generally will be taxed as ordinary income, capital gains, or some combination of both, unless you are investing through a tax-advantaged arrangement, such as a 401(k) plan or an individual retirement account, in which case distributions may be taxed as ordinary income when withdrawn from the plan or account.

## Payments to Financial Intermediaries

If you purchase the Portfolio through a broker-dealer or other financial intermediary (such as a bank), the Portfolio and its related companies may pay the intermediary for the sale of the Portfolio shares and/or related services. These payments may create a conflict of interest by influencing the financial intermediary to recommend the Portfolio over another investment. Ask your financial advisor or visit your financial intermediary's website for more information.

# International Social Core Equity Portfolio

## Investment Objective

The investment objective of the International Social Core Equity Portfolio is to achieve long-term capital appreciation.

## Fees and Expenses of the Portfolio

This table describes the fees and expenses you may pay if you buy and hold shares of the International Social Core Equity Portfolio.

---

**Shareholder Fees (fees paid directly from your investment):** None

**Annual Fund Operating Expenses (expenses that you pay each year as a percentage of the value of your investment)\***

Management Fee	0.29%
Other Expenses	0.07%
Total Annual Fund Operating Expenses	0.36%

\* The "Management Fee" and "Total Annual Fund Operating Expenses" have been adjusted to reflect the decrease in the management fee payable by the Portfolio from 0.37% to 0.29% effective as of February 28, 2017.

### EXAMPLE

This Example is meant to help you compare the cost of investing in the International Social Core Equity Portfolio with the cost of investing in other mutual funds. The Example assumes that you invest \$10,000 in the Portfolio for the time periods indicated. The Example also assumes that your investment has a 5% return each year and that the Portfolio's operating expenses remain the same. Although your actual costs may be higher or lower, based on these assumptions, your costs would be:

1 Year	3 Years	5 Years	10 Years
\$37	\$116	\$202	\$456

### PORTFOLIO TURNOVER

The International Social Core Equity Portfolio pays transaction costs, such as commissions, when it buys and sells securities (or "turns over" its portfolio). A higher portfolio turnover may indicate higher transaction costs and may result in higher taxes when mutual fund shares are held in a taxable account. These costs, which are not reflected in Annual Fund Operating Expenses or in the Example, affect the Portfolio's performance. During the most recent fiscal year, the International Social Core Equity Portfolio's portfolio turnover rate was 11% of the average value of its investment portfolio.

## Principal Investment Strategies

The International Social Core Equity Portfolio purchases a broad and diverse group of securities of non-U.S. companies in developed markets with a greater emphasis on small capitalization, value, and high profitability companies as compared to their representation in the International Universe, while excluding securities of certain companies based on the Portfolio's social issue screens. For the purposes of this Portfolio, Dimensional Fund Advisors LP (the "Advisor") defines the International Universe as a market capitalization weighted portfolio of

non-U.S. companies in developed markets that have been authorized as approved markets for investment by the Advisor's Investment Committee. The Portfolio's increased exposure to small capitalization, value, and high profitability companies may be achieved by decreasing the allocation of the Portfolio's assets to the largest growth or low profitability companies relative to their weight in the International Universe, which would result in a greater weight allocation to small capitalization, value, and/or high profitability companies. An equity issuer is considered a growth company primarily because it has a high price in relation to its book value. Securities are considered value stocks primarily because a company's shares have a low price value in relation to their book value. In assessing growth and value, the Advisor may consider additional factors such as price to cash flow or price to earnings ratios. In assessing profitability, the Advisor may consider different ratios, such as that of earnings or profits from operations relative to book value or assets. The criteria the Advisor uses for assessing growth, value, or profitability are subject to change from time to time.

The International Social Core Equity Portfolio intends to purchase securities of companies associated with developed market countries that the Advisor has designated as approved markets. As a non-fundamental policy, under normal circumstances, the Portfolio will invest at least 80% of its net assets in equity securities. The Advisor determines company size on a country or region specific basis and based primarily on market capitalization. The percentage allocation of the assets of the Portfolio to securities of the largest growth companies as defined above will generally be reduced from between 5% and 35% of their percentage weight in the International Universe. As of December 31, 2017, securities of the largest growth companies in the International Universe comprised approximately 13% of the International Universe and the Advisor allocated approximately 3% of the International Social Core Equity Portfolio to securities of the largest growth companies in the International Universe. The percentage by which the Portfolio's allocation to securities of the largest growth companies is reduced will change due to market movements. The Advisor may also adjust the representation in the International Social Core Equity Portfolio of an eligible company, or exclude a company, after considering such factors as free float, momentum, trading strategies, liquidity, size, value, profitability, and other factors that the Advisor determines to be appropriate, given market conditions.

The International Social Core Equity Portfolio may gain exposure to companies associated with approved markets by purchasing equity securities in the form of depositary receipts, which may be listed or traded outside the issuer's domicile country. The Portfolio may purchase or sell futures contracts and options on futures contracts for approved market or other equity market securities and indices, including those of the United States, to adjust market exposure based on actual or expected cash inflows to or outflows from the Portfolio. The Portfolio does not intend to sell futures contracts to establish short positions in individual securities or to use derivatives for purposes of speculation or leveraging investment returns. The above-referenced investments are not subject to, although they may incorporate, the Portfolio's social criteria.

The International Social Core Equity Portfolio may lend its portfolio securities to generate additional income.

The International Social Core Equity Portfolio seeks to purchase securities that are consistent with the Portfolio's social issue screens, which are monitored by an independent third party. The International Social Core Equity Portfolio seeks to exclude from its investment portfolio those companies that are identified by the Portfolio's social issue screens, as further discussed below. The Portfolio's social issue screens are designed to identify companies that: (1) earn at least 20% of their total annual revenue through the production and/or sale of conventional or nuclear weapons, their weapon systems, or critical components of these products, or the provision of weapon systems support and service; (2) are engaged in certain for profit business activities in or with the Republic of the Sudan; (3) earn at least 15% of their total annual revenue through the production and/or sale of tobacco or alcohol products, or key products or raw materials necessary for their production; (4) earn at least 20% of their total annual revenue from certain gambling activities, the production of goods used exclusively for gambling, or the provision of certain services in casinos that are fundamental to gambling operations; (5) directly participate in abortions, or develop or manufacture abortive agents or contraceptives; (6) earn at least 15% of their total annual revenue from the rental, sale, distribution or production of pornographic materials, or the ownership or operation of adult entertainment establishments; (7) have had major recent controversies relating to child labor infractions in the U.S. or abroad; (8) are involved in the production or manufacture of landmines, cluster munitions, or the essential components of these products; and/or (9) are involved in stem cell research.

The International Social Core Equity Portfolio may modify this list of social issue screens, at any time, without prior shareholder approval or notice.

## Principal Risks

Because the value of your investment in the International Social Core Equity Portfolio will fluctuate, there is the risk that you will lose money. An investment in the International Social Core Equity Portfolio is not a deposit of a bank and is not insured or guaranteed by the Federal Deposit Insurance Corporation or any other government agency. The following is a description of principal risks of investing in the International Social Core Equity Portfolio.

**Equity Market Risk:** Even a long-term investment approach cannot guarantee a profit. Economic, market, political, and issuer-specific conditions and events will cause the value of equity securities, and the Portfolio that owns them, to rise or fall. Stock markets tend to move in cycles, with periods of rising prices and periods of falling prices.

**Value Investment Risk:** Value stocks may perform differently from the market as a whole and following a value-oriented investment strategy may cause the Portfolio to at times underperform equity funds that use other investment strategies.

**Foreign Securities and Currencies Risk:** Foreign securities prices may decline or fluctuate because of: (a) economic or political actions of foreign governments, and/or (b) less regulated or liquid securities markets. Investors holding these securities may also be exposed to foreign currency risk (the possibility that foreign currency will fluctuate in value against the U.S. dollar or that a foreign government will convert, or be forced to convert, its currency to another currency, changing its value against the U.S. dollar). The Portfolio does not hedge foreign currency risk.

**Small Company Risk:** Securities of small companies are often less liquid than those of large companies and this could make it difficult to sell a small company security at a desired time or price. As a result, small company stocks may fluctuate relatively more in price. In general, smaller capitalization companies are also more vulnerable than larger companies to adverse business or economic developments and they may have more limited resources.

**Social Investment Risk:** The International Social Core Equity Portfolio's social issue screens may limit the number of investment opportunities available to the Portfolio, and as a result, at times the Portfolio may underperform funds that are not subject to such special investment conditions. For example, the Portfolio may decline to purchase certain securities when it is otherwise advantageous to do so, or the Portfolio may sell certain securities for social reasons when it is otherwise disadvantageous to do so.

**Derivatives Risk:** Derivatives are instruments, such as futures and foreign currency forward contracts, whose value is derived from that of other assets, rates or indices. The use of derivatives for non-hedging purposes may be considered to carry more risk than other types of investments. When the International Social Core Equity Portfolio uses derivatives, the Portfolio will be directly exposed to the risks of those derivatives. Derivative instruments are subject to a number of risks including counterparty, liquidity, interest rate, market, credit and management risks, and the risk of improper valuation. Changes in the value of a derivative may not correlate perfectly with the underlying asset, rate or index, and the Portfolio could lose more than the principal amount invested.

**Securities Lending Risk:** Securities lending involves the risk that the borrower may fail to return the securities in a timely manner or at all. As a result, the International Social Core Equity Portfolio may lose money and there may be a delay in recovering the loaned securities. The International Social Core Equity Portfolio could also lose money if it does not recover the securities and/or the value of the collateral falls, including the value of investments made with cash collateral. Securities lending also may have certain adverse tax consequences.

**Cyber Security Risk:** The International Social Core Equity Portfolio's and its service providers' use of internet, technology and information systems may expose the Portfolio to potential risks linked to cyber security breaches of those technological or information systems. Cyber security breaches, amongst other things, could allow an unauthorized party to gain access to proprietary information, customer data, or fund assets, or cause the Portfolio and/or its service providers to suffer data corruption or lose operational functionality.

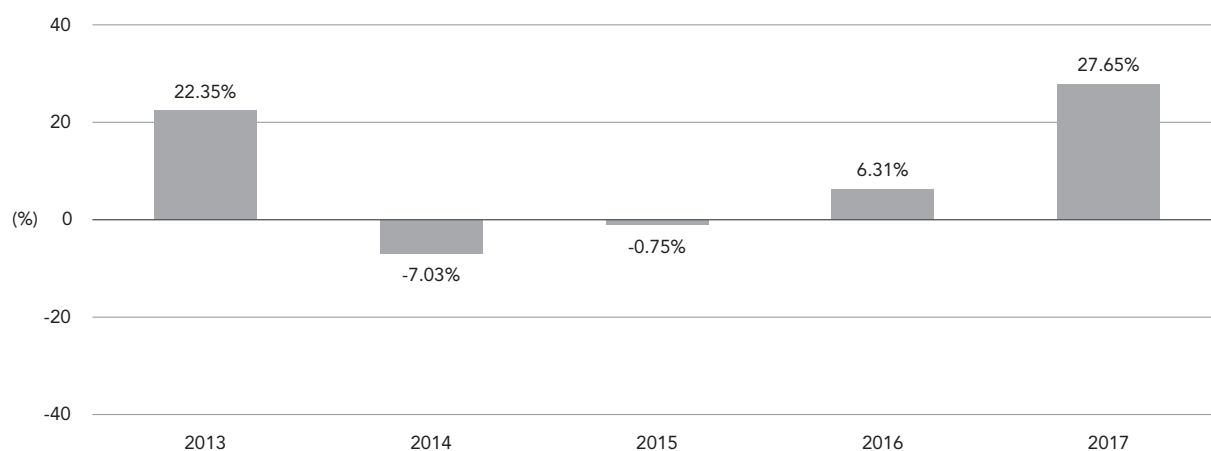


## Performance

The bar chart and table immediately following illustrate the variability of the International Social Core Equity Portfolio's returns and are meant to provide some indication of the risks of investing in the Portfolio. The bar chart shows the changes in the International Social Core Equity Portfolio's performance from year to year. The table illustrates how annualized one year, five year and since inception returns, both before and after taxes, compare with those of a broad measure of market performance. The International Social Core Equity Portfolio's past performance (before and after taxes) is not an indication of future results. Updated performance information for the Portfolio can be obtained by visiting <http://us.dimensional.com>.

The after-tax returns presented in the table for the International Social Core Equity Portfolio are calculated using the historical highest individual federal marginal income tax rates and do not reflect the impact of state and local taxes. Actual after-tax returns depend on an investor's tax situation and may differ from those shown in the table. In addition, the after-tax returns shown are not relevant to investors who hold shares of the Portfolio through tax-advantaged arrangements, such as 401(k) plans or individual retirement accounts.

### International Social Core Equity Portfolio—Total Returns



#### January 2013-December 2017

Highest Quarter  
12.98% (7/13–9/13)

Lowest Quarter  
-10.29% (7/15–9/15)

### Annualized Returns (%)

Periods ending December 31, 2017

	1 Year	5 Years	Since 11/1/12 Inception
<b>International Social Core Equity Portfolio</b>			
Return Before Taxes	27.65%	8.91%	9.71%
Return After Taxes on Distributions	26.83%	8.21%	8.96%
Return After Taxes on Distributions and Sale of Portfolio Shares	16.19%	6.91%	7.55%
<b>MSCI World ex USA Index (net dividends)</b>			
(reflects no deduction for fees, expenses, or taxes on sales)	24.21%	7.46%	8.13%

## Investment Advisor/Portfolio Management

Dimensional Fund Advisors LP serves as the investment advisor for the International Social Core Equity Portfolio. Dimensional Fund Advisors Ltd. and DFA Australia Limited serve as the sub-advisors for the International Social Core Equity Portfolio. The following individuals are responsible for coordinating the day to day management of the International Social Core Equity Portfolio:

- **Joseph H. Chi**, Senior Portfolio Manager and Vice President of the Advisor, has been a portfolio manager of the Portfolio since inception (2012).
- **Jed S. Fogdall**, Senior Portfolio Manager and Vice President of the Advisor, has been a portfolio manager of the Portfolio since inception (2012).
- **Bhanu P. Singh**, Senior Portfolio Manager and Vice President of the Advisor, has been a portfolio manager of the Portfolio since 2015.
- **Allen Pu**, Senior Portfolio Manager and Vice President of the Advisor, has been a portfolio manager of the Portfolio since 2015.
- **Mary T. Phillips**, Senior Portfolio Manager and Vice President of the Advisor, has been a portfolio manager of the Portfolio since 2017.

## Purchase and Redemption of Fund Shares

Investors may purchase or redeem shares of the International Social Core Equity Portfolio on each day that the New York Stock Exchange is scheduled to be open for business by first contacting the Portfolio's transfer agent at (888) 576-1167. Shareholders that invest in the International Social Core Equity Portfolio through a financial intermediary should contact their financial intermediary regarding purchase and redemption procedures. The International Social Core Equity Portfolio generally is available for investment only by institutional clients, clients of registered investment advisors, clients of financial institutions and a limited number of certain other investors as approved from time to time by the Advisor. All investments are subject to approval of the Advisor.

## Tax Information

The dividends and distributions you receive from the International Social Core Equity Portfolio are taxable and generally will be taxed as ordinary income, capital gains, or some combination of both, unless you are investing through a tax-advantaged arrangement, such as a 401(k) plan or an individual retirement account, in which case distributions may be taxed as ordinary income when withdrawn from the plan or account.

## Payments to Financial Intermediaries

If you purchase the Portfolio through a broker-dealer or other financial intermediary (such as a bank), the Portfolio and its related companies may pay the intermediary for the sale of the Portfolio shares and/or related services. These payments may create a conflict of interest by influencing the financial intermediary to recommend the Portfolio over another investment. Ask your financial advisor or visit your financial intermediary's website for more information.

# Emerging Markets Social Core Equity Portfolio

## Investment Objective

The investment objective of the Emerging Markets Social Core Equity Portfolio is long-term capital appreciation.

## Fees and Expenses of the Portfolio

This table describes the fees and expenses you may pay if you buy and hold shares of the Emerging Markets Social Core Equity Portfolio.

---

**Shareholder Fees (fees paid directly from your investment):** None

**Annual Fund Operating Expenses (expenses that you pay each year as a percentage of the value of your investment)\***

Management Fee	0.47%
Other Expenses	0.08%
Total Annual Fund Operating Expenses	0.55%

\* The "Management Fee" and "Total Annual Fund Operating Expenses" have been adjusted to reflect the decrease in the management fee payable by the Portfolio from 0.55% to 0.47% effective as of February 28, 2017.

### EXAMPLE

This Example is meant to help you compare the cost of investing in the Emerging Markets Social Core Equity Portfolio with the cost of investing in other mutual funds. The Example assumes that you invest \$10,000 in the Portfolio for the time periods indicated. The Example also assumes that your investment has a 5% return each year and that the Portfolio's operating expenses remain the same. Although your actual costs may be higher or lower, based on these assumptions your costs would be:

1 Year	3 Years	5 Years	10 Years
\$56	\$176	\$307	\$689

### PORTFOLIO TURNOVER

The Emerging Markets Social Core Equity Portfolio pays transaction costs, such as commissions, when it buys and sells securities (or "turns over" its portfolio). A higher portfolio turnover may indicate higher transaction costs and may result in higher taxes when Portfolio shares are held in a taxable account. These costs, which are not reflected in Annual Fund Operating Expenses or in the Example, affect the Emerging Markets Social Core Equity Portfolio's performance. During the most recent fiscal year, the Emerging Markets Social Core Equity Portfolio's portfolio turnover rate was 14% of the average value of its investment portfolio.

## Principal Investment Strategies

The Emerging Markets Social Core Equity Portfolio purchases a broad and diverse group of securities associated with emerging markets, which may include frontier markets (emerging market countries in an earlier stage of development), authorized for investment by Dimensional Fund Advisors LP's (the "Advisor") Investment Committee ("Approved Markets"), with a greater emphasis on small capitalization, value, and high profitability companies while excluding securities of certain emerging markets companies based upon the Portfolio's social

issue screens. The Portfolio's increased exposure to small capitalization, value, and high profitability companies may be achieved by decreasing the allocation of the Portfolio's assets to the largest growth or low profitability companies, which would result in a greater weight allocation to small capitalization, value, and/or high profitability companies. An equity issuer is considered a growth company primarily because it has a high price in relation to its book value. Securities are considered value stocks primarily because a company's shares have a low price in relation to their book value. In assessing growth and value, the Advisor may consider additional factors such as price to cash flow or price to earnings ratios. In assessing profitability, the Advisor may consider different ratios, such as that of earnings or profits from operations relative to book value or assets. The criteria the Advisor uses for assessing growth, value, or profitability are subject to change from time to time. The Advisor may also adjust the representation in the Emerging Markets Social Core Equity Portfolio of an eligible company, or exclude a company, after considering such factors as free float, momentum, trading strategies, liquidity, size, value, profitability, and other factors that the Advisor determines to be appropriate, given market conditions.

As a non-fundamental policy, under normal circumstances, the Emerging Markets Social Core Equity Portfolio will invest at least 80% of its net assets in emerging markets equity securities that are defined in the prospectus as Approved Markets securities. The Emerging Markets Social Core Equity Portfolio may gain exposure to companies in Approved Markets by purchasing equity securities in the form of depositary receipts, which may be listed or traded outside the issuer's domicile country.

The Emerging Markets Social Core Equity Portfolio may purchase or sell futures contracts and options on futures contracts for Approved Market or other equity market securities and indices, including those of the United States, to adjust market exposure based on actual or expected cash inflows to or outflows from the Portfolio. The Portfolio does not intend to sell futures contracts to establish short positions in individual securities or to use derivatives for purposes of speculation or leveraging investment returns. The above-referenced investments are not subject to, though they may incorporate, the Portfolio's social criteria.

The Emerging Markets Social Core Equity Portfolio may lend its portfolio securities to generate additional income.

The Emerging Markets Social Core Equity Portfolio seeks to purchase securities that are consistent with the Portfolio's social issue screens, which are monitored by an independent third party. The Portfolio seeks to exclude from its investment portfolio those companies that are identified by the Portfolio's social issue screens, as further discussed below. The Portfolio's social issue screens are designed to identify companies that: (1) earn at least 20% of their total annual revenue through the production and/or sale of conventional or nuclear weapons, their weapon systems, or critical components of these products, or the provision of weapon systems support and service; (2) are engaged in certain for profit business activities in or with the Republic of the Sudan; (3) earn at least 15% of their total annual revenue through the production and/or sale of tobacco or alcohol products, or key products or raw materials necessary for their production; (4) earn at least 20% of their total annual revenue from certain gambling activities, the production of goods used exclusively for gambling, or the provision of certain services in casinos that are fundamental to gambling operations; (5) directly participate in abortions, or develop or manufacture abortive agents or contraceptives; (6) earn at least 15% of their total annual revenue from the rental, sale, distribution or production of pornographic materials, or the ownership or operation of adult entertainment establishments; (7) are involved in the production or manufacture of landmines, cluster munitions, or the essential components of these products; (8) have had major recent controversies relating to child labor infractions in the U.S. or abroad; and/or (9) are involved in stem cell research.

The Portfolio may modify this list of social issue screens, at any time, without prior shareholder approval or notice.

## Principal Risks

Because the value of your investment in the Emerging Markets Social Core Equity Portfolio will fluctuate, there is the risk that you will lose money. An investment in the Emerging Markets Social Core Equity Portfolio is not a deposit of a bank and is not insured or guaranteed by the Federal Deposit Insurance Corporation or any other government agency. The following is a description of principal risks of investing in the Emerging Markets Social Core Equity Portfolio.

**Equity Market Risk:** Even a long-term investment approach cannot guarantee a profit. Economic, market, political, and issuer-specific conditions and events will cause the value of equity securities, and the Portfolio that owns them, to rise or fall. Stock markets tend to move in cycles, with periods of rising prices and periods of falling prices.

**Value Investment Risk:** Value stocks may perform differently from the market as a whole and following a value-oriented investment strategy may cause the Portfolio to at times underperform equity funds that use other investment strategies.

**Emerging Markets Risk:** Numerous emerging market countries have a history of, and continue to experience serious, and potentially continuing, economic and political problems. Stock markets in many emerging market countries are relatively small, expensive to trade in and generally have higher risks than those in developed markets. Securities in emerging markets also may be less liquid than those in developed markets and foreigners are often limited in their ability to invest in, and withdraw assets from, these markets. Additional restrictions may be imposed under other conditions. Frontier market countries generally have smaller economies or less developed capital markets and, as a result, the risks of investing in emerging market countries are magnified in frontier market countries.

**Foreign Securities and Currencies Risk:** Foreign securities prices may decline or fluctuate because of: (a) economic or political actions of foreign governments, and/or (b) less regulated or liquid securities markets. Investors holding these securities may also be exposed to foreign currency risk (the possibility that foreign currency will fluctuate in value against the U.S. dollar or that a foreign government will convert, or be forced to convert, its currency to another currency, changing its value against the U.S. dollar). The Emerging Markets Social Core Equity Portfolio does not hedge foreign currency risk.

**Small Company Risk:** Securities of small companies are often less liquid than those of large companies and this could make it difficult to sell a small company security at a desired time or price. As a result, small company stocks may fluctuate relatively more in price. In general, smaller capitalization companies are also more vulnerable than larger companies to adverse business or economic developments and they may have more limited resources.

**Social Investment Risk:** The Emerging Markets Social Core Equity Portfolio's social issue screens may limit the number of investment opportunities available to the Portfolio, and as a result, at times the Portfolio may underperform funds that are not subject to such special investment conditions. For example, the Portfolio may decline to purchase certain securities when it is otherwise advantageous to do so, or the Portfolio may sell certain securities for social reasons when it is otherwise disadvantageous to do so.

**Derivatives Risk:** Derivatives are instruments, such as futures and foreign currency forward contracts, whose value is derived from that of other assets, rates or indices. The use of derivatives for non-hedging purposes may be considered to carry more risk than other types of investments. When the Emerging Markets Social Core Equity Portfolio uses derivatives, the Portfolio will be directly exposed to the risks of those derivatives. Derivative instruments are subject to a number of risks including counterparty, liquidity, interest rate, market, credit and management risks, and the risk of improper valuation. Changes in the value of a derivative may not correlate perfectly with the underlying asset, rate or index, and the Portfolio could lose more than the principal amount invested.

**Securities Lending Risk:** Securities lending involves the risk that the borrower may fail to return the securities in a timely manner or at all. As a result, the Emerging Markets Social Core Equity Portfolio may lose money and there may be a delay in recovering the loaned securities. The Emerging Markets Social Core Equity Portfolio could also lose money if it does not recover the securities and/or the value of the collateral falls, including the value of investments made with cash collateral. Securities lending also may have certain adverse tax consequences.

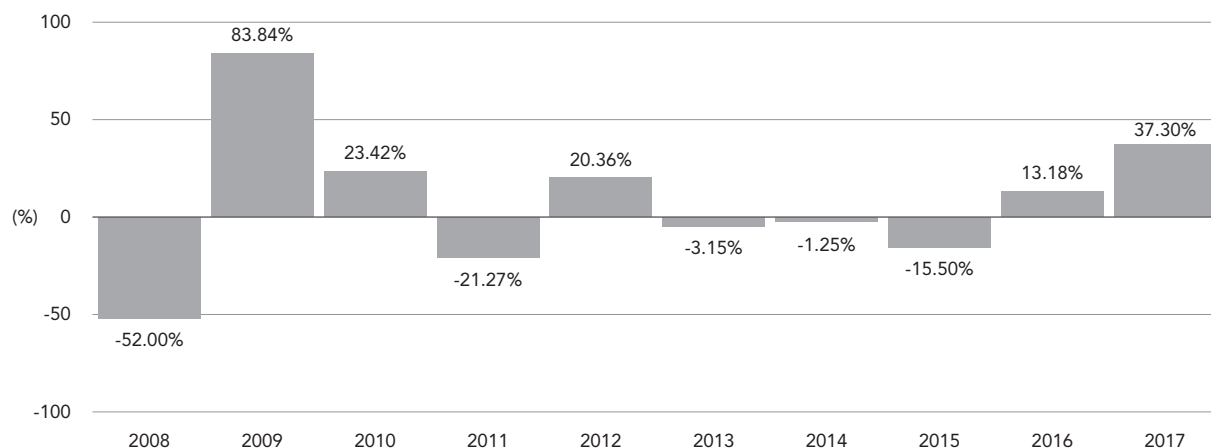
**Cyber Security Risk:** The Emerging Markets Social Core Equity Portfolio's and its service providers' use of internet, technology and information systems may expose the Portfolio to potential risks linked to cyber security breaches of those technological or information systems. Cyber security breaches, amongst other things, could allow an unauthorized party to gain access to proprietary information, customer data, or fund assets, or cause the Portfolio and/or its service providers to suffer data corruption or lose operational functionality.

## Performance

The bar chart and table immediately following illustrate the variability of the Emerging Markets Social Core Equity Portfolio's returns and are meant to provide some indication of the risks of investing in the Portfolio. The bar chart shows the changes in the Portfolio's performance from year to year. The table illustrates how annualized one year, five year and ten year returns, both before and after taxes, compare with those of a broad measure of market performance. The Emerging Markets Social Core Equity Portfolio's past performance (before and after taxes) is not an indication of future results. Updated performance information for the Portfolio can be obtained by visiting <http://us.dimensional.com>.

The after-tax returns presented in the table for the Emerging Markets Social Core Equity Portfolio are calculated using the historical highest individual federal marginal income tax rates and do not reflect the impact of state and local taxes. Actual after-tax returns depend on an investor's tax situation and may differ from those shown in the table. In addition, the after-tax returns shown are not relevant to investors who hold shares of the Portfolio through tax-advantaged arrangements, such as 401(k) plans or individual retirement accounts.

### Emerging Markets Social Core Equity Portfolio—Total Returns



#### January 2008-December 2017

Highest Quarter  
40.60% (4/09–6/09)

Lowest Quarter  
-27.29% (10/08–12/08)

#### Annualized Returns (%)

Periods ending December 31, 2017

	1 Year	5 Years	10 Years
<b>Emerging Markets Social Core Equity Portfolio</b>			
Return Before Taxes	37.30%	4.66%	2.63%
Return After Taxes on Distributions	36.48%	4.05%	2.07%
Return After Taxes on Distributions and Sale of Portfolio Shares	21.51%	3.43%	2.00%
<b>MSCI Emerging Markets Index (net dividends)</b>			
(reflects no deduction for fees, expenses, or taxes on sales)	37.28%	4.35%	1.68%

## Investment Advisor/Portfolio Management

Dimensional Fund Advisors LP serves as the investment advisor for the Emerging Markets Social Core Equity Portfolio. Dimensional Fund Advisors Ltd. and DFA Australia Limited serve as the sub-advisors for the Emerging Markets Social Core Equity Portfolio. The following individuals are responsible for coordinating the day to day management of the Emerging Markets Social Core Equity Portfolio:

- **Joseph H. Chi**, Senior Portfolio Manager and Vice President of the Advisor, has been a portfolio manager of the Portfolio since 2010.
- **Jed S. Fogdall**, Senior Portfolio Manager and Vice President of the Advisor, has been a portfolio manager of the Portfolio since 2010.
- **Bhanu P. Singh**, Senior Portfolio Manager and Vice President of the Advisor, has been a portfolio manager of the Portfolio since 2015.
- **Allen Pu**, Senior Portfolio Manager and Vice President of the Advisor, has been a portfolio manager of the Portfolio since 2015.
- **Mary T. Phillips**, Senior Portfolio Manager and Vice President of the Advisor, has been a portfolio manager of the Portfolio since 2017.

## Purchase and Redemption of Fund Shares

Investors may purchase or redeem shares of the Emerging Markets Social Core Equity Portfolio on each day that the New York Stock Exchange is scheduled to be open for business by first contacting the Portfolio's transfer agent at (888) 576-1167. Shareholders that invest in the Emerging Markets Social Core Equity Portfolio through a financial intermediary should contact their financial intermediary regarding purchase and redemption procedures. The Emerging Markets Social Core Equity Portfolio generally is available for investment only by institutional clients, clients of registered investment advisors, clients of financial institutions and a limited number of certain other investors as approved from time to time by the Advisor. All investments are subject to approval of the Advisor.

## Tax Information

The dividends and distributions you receive from the Emerging Markets Social Core Equity Portfolio are taxable and generally will be taxed as ordinary income, capital gains, or some combination of both, unless you are investing through a tax-advantaged arrangement, such as a 401(k) plan or an individual retirement account, in which case distributions may be taxed as ordinary income when withdrawn from the plan or account.

## Payments to Financial Intermediaries

If you purchase the Portfolio through a broker-dealer or other financial intermediary (such as a bank), the Portfolio and its related companies may pay the intermediary for the sale of the Portfolio shares and/or related services. These payments may create a conflict of interest by influencing the financial intermediary to recommend the Portfolio over another investment. Ask your financial advisor or visit your financial intermediary's website for more information.

# DFA Social Fixed Income Portfolio

## Investment Objective

The investment objective of the DFA Social Fixed Income Portfolio (the "Social Fixed Income Portfolio" or the "Portfolio") is to seek to maximize total returns. Total return is comprised of income and capital appreciation.

## Fees and Expenses of the Portfolio

This table describes the fees and expenses you may pay if you buy and hold shares of the Social Fixed Income Portfolio.

**Shareholder Fees (fees paid directly from your investment):** None

**Annual Fund Operating Expenses (expenses that you pay each year as a percentage of the value of your investment)**

Management Fee	0.20%
Other Expenses	0.09%
Total Annual Fund Operating Expenses	0.29%
Fee Waiver and/or Expense Reimbursement*	0.02%
Total Annual Fund Operating Expenses After Fee Waiver and/or Expense Reimbursement	0.27%

\* Dimensional Fund Advisors LP (the "Advisor") has agreed to waive certain fees and in certain instances, assume certain expenses of the Social Fixed Income Portfolio. The Fee Waiver and Expense Assumption Agreement for the Social Fixed Income Portfolio will remain in effect through February 28, 2019, and may only be terminated by the Fund's Board of Directors prior to that date. Under certain circumstances, the Advisor retains the right to seek reimbursement for any fees previously waived and/or expenses previously assumed up to thirty-six months after such fee waiver and/or expense assumption.

### EXAMPLE

This Example is meant to help you compare the cost of investing in the Social Fixed Income Portfolio with the cost of investing in other mutual funds. The Example assumes that you invest \$10,000 in the Portfolio for the time periods indicated. The Example also assumes that your investment has a 5% return each year and that the Portfolio's operating expenses remain the same. The costs for the Social Fixed Income Portfolio reflect the net expenses of the Portfolio that result from the contractual expense waiver in the first year only. Although your actual costs may be higher or lower, based on these assumptions, your costs would be:

1 Year	3 Years	5 Years	10 Years
\$28	\$91	\$161	\$366

### PORTFOLIO TURNOVER

The Social Fixed Income Portfolio pays transaction costs, such as commissions, when it buys and sells securities (or "turns over" its portfolio). A higher portfolio turnover may indicate higher transaction costs and may result in higher taxes when Portfolio shares are held in a taxable account. These costs, which are not reflected in Annual Fund Operating Expenses or in the Example, affect the Social Fixed Income Portfolio's performance. During the most recent fiscal year, the Social Fixed Income Portfolio's portfolio turnover rate was 24% of the average value of its investment portfolio.



## Principal Investment Strategies

The Social Fixed Income Portfolio seeks to achieve its investment objective through exposure to a broad portfolio of investment grade debt securities of U.S. and non-U.S. corporate and government issuers. At the present time, the Advisor expects that investments will be made in the obligations of issuers that are located in developed countries. As a non-fundamental policy, under normal circumstances, at least 80% of the Social Fixed Income Portfolio's net assets will be invested in fixed income securities considered to be investment grade quality.

The Social Fixed Income Portfolio will be managed with a view to capturing expected credit premiums and expected term premiums. The term "expected credit premium" means the expected incremental return on investment for holding obligations considered to have greater credit risk than direct obligations of the U.S. Treasury, and "expected term premium" means the expected incremental return on investment for holding securities having longer-term maturities as compared to shorter-term maturities. In managing the Social Fixed Income Portfolio, the Advisor will increase or decrease investment exposure to intermediate-term securities depending on the expected term premium and also increase or decrease investment exposure to non-government securities depending on the expected credit premium.

The Social Fixed Income Portfolio invests in U.S. and foreign corporate debt securities with an investment grade credit rating and may emphasize such investments in U.S. and foreign corporate debt securities the Advisor considers to be of extended quality as they are rated in the lower half of the investment grade spectrum (i.e., rated BBB- to A+ by Standard & Poor's Rating Group ("S&P") or Fitch Ratings Ltd. ("Fitch") or Baa3 to A1 by Moody's Investor's Service, Inc. ("Moody's")). The Social Fixed Income Portfolio will not emphasize investments in the lower half of the investment grade spectrum, however, when the Advisor believes the expected credit premium is relatively low. The Social Fixed Income Portfolio will also invest in higher-rated corporate debt securities, obligations issued or guaranteed by the U.S. and foreign governments, their agencies and instrumentalities, bank obligations, commercial paper, repurchase agreements, obligations of other domestic and foreign issuers having investment grade ratings, securities of domestic or foreign issuers denominated in U.S. dollars but not trading in the United States, and obligations of supranational organizations. The fixed income securities in which the Social Fixed Income Portfolio invests are considered investment grade at the time of purchase.

The Social Fixed Income Portfolio's investments may include foreign securities denominated in foreign currencies. The Social Fixed Income Portfolio intends to hedge foreign currency exposure to attempt to protect against uncertainty in the level of future foreign currency rates. The Social Fixed Income Portfolio may enter into foreign currency forward contracts to hedge against fluctuations in currency exchange rates or to transfer balances from one currency to another. In regard to currency hedging, it is generally not possible to precisely match the foreign currency exposure of such foreign currency forward contracts to the value of the securities involved due to fluctuations in the market values of such securities and cash flows into and out of the Portfolio between the date a foreign currency forward contract is entered into and the date it expires. The Social Fixed Income Portfolio also may enter into credit default swaps on issuers or indices to buy or sell credit protection to hedge its credit exposure; gain market or issuer exposure without owning the underlying securities; or increase the Portfolio's total return. The Social Fixed Income Portfolio also may purchase or sell futures contracts and options on futures contracts, to hedge its interest rate or currency exposure or for non-hedging purposes, such as a substitute for direct investment or to adjust market exposure based on actual or expected cash inflows to or outflows from the Portfolio. The Portfolio, however, does not intend to sell futures contracts to establish short positions in individual securities or to use derivatives for purposes of speculation or leveraging investment returns.

The Social Fixed Income Portfolio may lend its portfolio securities to generate additional income.

The Social Fixed Income Portfolio seeks to purchase securities that are consistent with the Portfolio's social issue screens, which are monitored by an independent third party. The Portfolio seeks to exclude from its investment portfolio those companies that are identified by the Portfolio's social issue screens, as further discussed below. The Portfolio's social issue screens are designed to identify companies that: (1) earn at least 20% of their total annual revenue through the production and/or sale of conventional or nuclear weapons, their weapon systems, or critical components of these products, or the provision of weapon systems support and service; (2) are engaged in certain for profit business activities in or with the Republic of the Sudan; (3) earn at least 15% of their total annual revenue through the production and/or sale of tobacco or alcohol products, or key products or raw

materials necessary for their production; (4) earn at least 20% of their total annual revenue from certain gambling activities, the production of goods used exclusively for gambling, or the provision of certain services in casinos that are fundamental to gambling operations; (5) directly participate in abortions, or develop or manufacture abortive agents or contraceptives; (6) earn at least 15% of their total annual revenue from the rental, sale, distribution or production of pornographic materials, or the ownership or operation of adult entertainment establishments; (7) are involved in the production or manufacture of landmines, cluster munitions, or the essential components of these products; (8) have had major recent controversies relating to child labor infractions in the U.S. or abroad; and/or (9) are involved in stem cell research.

The Portfolio may modify this list of social issue screens, at any time, without prior shareholder approval or notice.

## Principal Risks

Because the value of your investment in the Social Fixed Income Portfolio will fluctuate, there is the risk that you will lose money. An investment in the Social Fixed Income Portfolio is not a deposit of a bank and is not insured or guaranteed by the Federal Deposit Insurance Corporation or any other government agency. The following is a description of principal risks of investing in the Social Fixed Income Portfolio.

**Market Risk:** Even a long-term investment approach cannot guarantee a profit. Economic, political, and issuer-specific events will cause the value of securities, and the Portfolio that owns them, to rise or fall.

**Social Investment Risk:** The Social Fixed Income Portfolio's social issue screens may limit the number of investment opportunities available to the Portfolio, and as a result, at times the Portfolio may underperform funds that are not subject to such special investment conditions. For example, the Portfolio may decline to purchase certain securities when it is otherwise advantageous to do so, or the Portfolio may sell certain securities for social reasons when it is otherwise disadvantageous to do so.

**Interest Rate Risk:** Fixed income securities are subject to interest rate risk because the prices of fixed income securities tend to move in the opposite direction of interest rates. When interest rates rise, fixed income security prices fall. When interest rates fall, fixed income security prices rise. In general, fixed income securities with longer maturities are more sensitive to changes in interest rates.

**Credit Risk:** Credit risk is the risk that the issuer of a security may be unable to make interest payments and/or repay principal when due. A downgrade to an issuer's credit rating or a perceived change in an issuer's financial strength may affect a security's value, and thus, impact the Portfolio's performance. Government agency obligations have different levels of credit support and, therefore, different degrees of credit risk. Securities issued by agencies and instrumentalities of the U.S. Government that are supported by the full faith and credit of the United States, such as the Federal Housing Administration and Ginnie Mae, present little credit risk. Other securities issued by agencies and instrumentalities sponsored by the U.S. Government, that are supported only by the issuer's right to borrow from the U.S. Treasury, subject to certain limitations, and securities issued by agencies and instrumentalities sponsored by the U.S. Government that are sponsored by the credit of the issuing agencies, such as Freddie Mac and Fannie Mae, are subject to a greater degree of credit risk. U.S. government agency securities issued or guaranteed by the credit of the agency may still involve a risk of non-payment of principal and/or interest.

**Income Risk:** Income risk is the risk that falling interest rates will cause the Portfolio's income to decline because, among other reasons, the proceeds from maturing short-term securities in its portfolio may be reinvested in lower-yielding securities.

**Foreign Securities and Currencies Risk:** Foreign securities prices may decline or fluctuate because of: (a) economic or political actions of foreign governments, and/or (b) less regulated or liquid securities markets. Investors holding these securities may also be exposed to foreign currency risk (the possibility that foreign currency will fluctuate in value against the U.S. dollar or that a foreign government will convert, or be forced to convert, its currency to another currency, changing its value against the U.S. dollar).

**Foreign Government Debt Risk:** The risk that: (a) the governmental entity that controls the repayment of government debt may not be willing or able to repay the principal and/or to pay the interest when it becomes due, due to factors such as political considerations, the relative size of the governmental entity's debt position in relation to the economy, cash flow problems, insufficient foreign currency reserves, the failure to put in place economic reforms required by the International Monetary Fund or other multilateral agencies, and/or other national economic factors; (b) governments may default on their debt securities, which may require holders of such securities to participate in debt rescheduling; and (c) there is no legal or bankruptcy process by which defaulted government debt may be collected in whole or in part.

**Derivatives Risk:** Derivatives are instruments, such as futures and foreign currency forward contracts, whose value is derived from that of other assets, rates or indices. Derivatives can be used for hedging (attempting to reduce risk by offsetting one investment position with another) or non-hedging purposes. Hedging with derivatives may increase expenses, and there is no guarantee that a hedging strategy will work. While hedging can reduce or eliminate losses, it can also reduce or eliminate gains or cause losses if the market moves in a manner different from that anticipated by the Portfolio or if the cost of the derivative outweighs the benefit of the hedge. The use of derivatives for non-hedging purposes may be considered to carry more risk than other types of investments. When the Portfolio uses derivatives, the Portfolio will be directly exposed to the risks of those derivatives. Derivative instruments are subject to a number of risks including counterparty, liquidity, interest rate, market, credit and management risks, and the risk of improper valuation. Changes in the value of a derivative may not correlate perfectly with the underlying asset, rate or index, and the Portfolio could lose more than the principal amount invested. Additional risks are associated with the use of credit default swaps including counterparty and credit risk (the risk that the other party to a swap agreement will not fulfill its contractual obligations, whether because of bankruptcy or other default) and liquidity risk (the possible lack of a secondary market for the swap agreement).

**Liquidity Risk:** Liquidity risk exists when particular portfolio investments are difficult to purchase or sell. To the extent that the Social Fixed Income Portfolio holds illiquid investments, the Portfolio's performance may be reduced due to an inability to sell the investments at opportune prices or times. Liquid portfolio investments may become illiquid or less liquid after purchase by the Social Fixed Income Portfolio due to low trading volume, adverse investor perceptions and/or other market developments. Liquidity risk includes the risk that the Social Fixed Income Portfolio will experience significant net redemptions at a time when it cannot find willing buyers for its portfolio securities or can only sell its portfolio securities at a material loss. Liquidity risk can be more pronounced in periods of market turmoil.

**Securities Lending Risk:** Securities lending involves the risk that the borrower may fail to return the securities in a timely manner or at all. As a result, the Social Fixed Income Portfolio may lose money and there may be a delay in recovering the loaned securities. The Portfolio could also lose money if it does not recover the securities and/or the value of the collateral falls, including the value of investments made with cash collateral. Securities lending also may have certain adverse tax consequences.

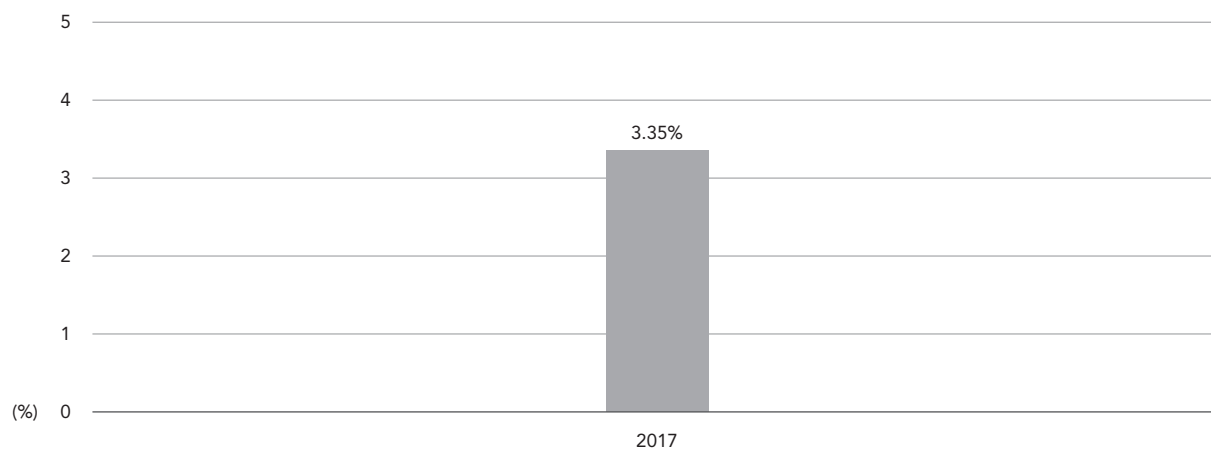
**Cyber Security Risk:** The Social Fixed Income Portfolio's and its service providers' use of internet, technology and information systems may expose the Portfolio to potential risks linked to cyber security breaches of those technological or information systems. Cyber security breaches, amongst other things, could allow an unauthorized party to gain access to proprietary information, customer data, or fund assets, or cause the Portfolio and/or its service providers to suffer data corruption or lose operational functionality.

## Performance

The bar chart and table immediately following illustrate the variability of the DFA Social Fixed Income Portfolio's returns and are meant to provide some indication of the risks of investing in the Portfolio. The bar chart shows the changes in the DFA Social Fixed Income Portfolio's performance from year to year. The table illustrates how annualized one year and since inception returns, both before and after taxes, compare with those of a broad measure of market performance. The DFA Social Fixed Income Portfolio's past performance (before and after taxes) is not an indication of future results. Updated performance information for the Portfolio can be obtained by visiting <http://us.dimensional.com>.

The after-tax returns presented in the table for the DFA Social Fixed Income Portfolio are calculated using the historical highest individual federal marginal income tax rates and do not reflect the impact of state and local taxes. Actual after-tax returns depend on an investor's tax situation and may differ from those shown in the table. In addition, the after-tax returns shown are not relevant to investors who hold shares of the Portfolio through tax-deferred arrangements, such as 401(k) plans or individual retirement accounts.

### DFA Social Fixed Income Portfolio—Total Returns



#### January 2017-December 2017

Highest Quarter  
1.41% (4/17-6/17)

Lowest Quarter  
0.00% (10/17-12/17)

### Annualized Returns (%)

Periods ending December 31, 2017

	1 Year	Since 4/5/16 Inception
<b>DFA Social Fixed Income Portfolio</b>		
Return Before Taxes	3.35%	0.80%
Return After Taxes on Distributions	2.52%	0.08%
Return After Taxes on Distributions and Sale of Portfolio Shares	1.89%	0.28%
<b>Bloomberg Barclays U.S. Aggregate Bond Index</b>		
(reflects no deduction for fees, expenses, or taxes on sales)	3.54%	1.64%

## Investment Advisor/Portfolio Management

Dimensional Fund Advisors LP serves as the investment advisor for the Social Fixed Income Portfolio. Dimensional Fund Advisors Ltd. and DFA Australia Limited serve as the sub-advisors for the Social Fixed Income Portfolio. The following individuals are responsible for coordinating the day-to-day management of the Social Fixed Income Portfolio:

- **David A. Plecha**, Senior Portfolio Manager and Vice President of the Advisor, has been a portfolio manager of the Portfolio since inception (2016).
- **Joseph F. Kolerich**, Senior Portfolio Manager and Vice President of the Advisor, has been a portfolio manager of the Portfolio since inception (2016).

## Purchase and Redemption of Fund Shares

Investors may purchase or redeem shares of the Social Fixed Income Portfolio on each day that the NYSE is scheduled to be open for business by first contacting the Portfolio's transfer agent at (888) 576-1167. Shareholders that invest in the Portfolio through a financial intermediary should contact their financial intermediary regarding purchase and redemption procedures. The Portfolio generally is available for investment only by institutional clients, clients of registered investment advisors, clients of financial institutions and a limited number of certain other investors as approved from time to time by the Advisor. All investments are subject to approval of the Advisor.

## Tax Information

The dividends and distributions you receive from the Social Fixed Income Portfolio are taxable and generally will be taxed as ordinary income, capital gains, or some combination of both, unless you are investing through a tax-advantaged arrangement, such as a 401(k) plan or an individual retirement account, in which case distributions may be taxed as ordinary income when withdrawn from the plan or account.

## Payments to Financial Intermediaries

If you purchase the Portfolio through a broker-dealer or other financial intermediary (such as a bank), the Portfolio and its related companies may pay the intermediary for the sale of the Portfolio shares and/or related services. These payments may create a conflict of interest by influencing the financial intermediary to recommend the Portfolio over another investment. Ask your financial advisor or visit your financial intermediary's website for more information.

## Additional Information on Investment Objectives and Policies

The investment company described in this Prospectus offers a variety of investment portfolios. Each of the investment company's Portfolios has its own investment objective and policies, and is the equivalent of a separate mutual fund. The Portfolios described in this Prospectus are designed for long-term investors.

### Investment Terms Used in the Prospectus

Below are the definitions of some terms that the Advisor uses to describe the investment strategies for certain Portfolios.

Free Float generally describes the number of publicly traded shares of a company.

Momentum generally describes the past performance of a stock relative to other stocks.

Trading Strategies generally refers to the ability to execute purchases and sales of stocks in a cost-effective manner.

Profitability generally measures a company's profit in relation to the size of the business.

### U.S. Social Core Equity 2 Portfolio

The investment objective of the U.S. Social Core Equity 2 Portfolio is to achieve long-term capital appreciation. The Portfolio seeks to achieve its investment objective by purchasing a broad and diverse group of securities of U.S. companies with an increased exposure to small capitalization, value, and high profitability companies relative to the U.S. Universe, while excluding securities of companies based upon the Portfolio's social issue screens. The Advisor generally defines the U.S. Universe as a market capitalization weighted portfolio of U.S. operating companies listed on the New York Stock Exchange ("NYSE"), NYSE American LLC, Nasdaq Global Market®, Nasdaq Capital Market®, and such other securities exchanges deemed appropriate by the Advisor from time to time (U.S. Universe). The increased exposure to small capitalization, value, and high profitability companies may be achieved by decreasing the allocation of the Portfolio's assets to the largest U.S. growth or low profitability companies relative to their weight in the U.S. Universe, which would result in a greater weight allocation to small capitalization, value and/or high profitability companies. An equity issuer is considered a growth company primarily because it has a high price in relation to its book value. Securities are considered value stocks primarily because a company's shares have a low price in relation to their book value. In assessing growth and value, the Advisor may consider additional factors, such as price-to-cash-flow or price-to-earnings ratios, as well as economic conditions and developments in the issuer's industry. In assessing profitability, the Advisor may consider different ratios, such as that of earnings or profits from operations relative to book value or assets. The criteria the Advisor uses for assessing growth, value, or profitability are subject to change from time to time. The Advisor may also adjust the representation in the U.S. Social Core Equity 2 Portfolio of an eligible company, or exclude a company, after considering such factors as free float, momentum, trading strategies, liquidity, size, value, profitability, and other factors that the Advisor determines to be appropriate, given market conditions.

The U.S. Social Core Equity 2 Portfolio may invest in exchange-traded funds (ETFs) and similarly structured pooled investments for the purpose of gaining exposure to the U.S. stock market while maintaining liquidity. In addition to money market instruments and other short-term investments, the U.S. Social Core Equity 2 Portfolio may invest in affiliated and unaffiliated registered and unregistered money market funds to manage the Portfolio's cash pending investment in other securities or to maintain liquidity for the payment of redemptions or other purposes. Investments in ETFs and money market funds may involve a duplication of certain fees and expenses. The above-referenced investments are not subject to, though they may incorporate, the Portfolio's social criteria.

### U.S. Sustainability Core 1 Portfolio

The investment objective of the U.S. Sustainability Core 1 Portfolio is to achieve long-term capital appreciation. The Portfolio seeks to achieve its investment objective by purchasing a broad and diverse group of securities of U.S. companies with an increased exposure to small capitalization, value, and high profitability companies relative to the U.S. Universe, while, relative to a portfolio without the sustainability impact considerations, excluding or underweighting securities of companies that, according to the Portfolio's sustainability impact considerations, may be less sustainable and overweighting securities of companies that may be more sustainable. (See "**Applying the Sustainability Portfolios' Sustainability Impact Considerations**" in this Prospectus). The Advisor

generally defines the “U.S. Universe” as a market capitalization weighted portfolio of U.S. operating companies listed on the NYSE, NYSE American LLC, Nasdaq Global Market®, Nasdaq Capital Market®, and such other securities exchanges deemed appropriate by the Advisor. The increased exposure to small capitalization, value, and high profitability companies may be achieved by decreasing the allocation of the U.S. Sustainability Core 1 Portfolio’s assets to the largest U.S. growth or low profitability companies relative to their weight in the U.S. Universe, which would result in a greater weight allocation to small capitalization, value, and/or high profitability companies. An equity issuer is considered a growth company primarily because it has a high price in relation to its book value. Securities are considered value stocks primarily because a company’s shares have a low price in relation to their book value. In assessing growth and value, the Advisor may consider additional factors, such as price-to-cash-flow or price-to-earnings ratios, as well as economic conditions and developments in the issuer’s industry. In assessing profitability, the Advisor may consider different ratios, such as that of earnings or profits from operations relative to book value or assets. The criteria the Advisor uses for assessing growth, value, or profitability are subject to change from time to time. The Advisor may also adjust the representation in the U.S. Sustainability Core 1 Portfolio of an eligible company, or exclude a company, after considering such factors as free float, momentum, trading strategies, liquidity, size, value, profitability, and other factors that the Advisor determines to be appropriate, given market conditions. The Advisor may consider federal income tax implications as part of its investment decisions. The implementation and management of the Advisor’s “Sustainability” portfolios, including without limitation, the U.S. Sustainability Core 1 Portfolio is protected by U.S. Patent Nos. 7,596,525 B1 and 7,599,874 B1.

The U.S. Sustainability Core 1 Portfolio may invest in exchange-traded funds (ETFs) and similarly structured pooled investments for the purpose of gaining exposure to the U.S. stock market while maintaining liquidity. In addition to money market instruments and other short-term investments, the U.S. Sustainability Core 1 Portfolio may invest in affiliated and unaffiliated registered and unregistered money market funds to manage the Portfolio’s cash pending investment in other securities or to maintain liquidity for the payment of redemptions or other purposes. Investments in ETFs and money market funds may involve a duplication of certain fees and expenses. The above-referenced investments are not subject to, although they may incorporate, the U.S. Sustainability Core 1 Portfolio’s sustainability impact considerations.

### **International Sustainability Core 1 Portfolio**

The investment objective of the International Sustainability Core 1 Portfolio is to achieve long-term capital appreciation. The Portfolio seeks to achieve its investment objective by purchasing a broad and diverse group of securities of non-U.S. companies with an increased exposure to small capitalization, value, and high profitability companies relative to the International Universe, while, relative to a portfolio without sustainability impact considerations, excluding or underweighting securities of companies that, according to the Portfolio’s sustainability impact considerations, may be less sustainable and overweighting securities of companies that may be more sustainable. (See “**Applying the Sustainability Portfolios’ Sustainability Impact Considerations**” in this Prospectus). For purposes of this Portfolio, the Advisor defines the “International Universe” as a market capitalization weighted portfolio of non-U.S. companies in developed markets that have been authorized for investment by the Advisor’s Investment Committee. As of the date of this Prospectus, the following markets have been authorized for investment for the Portfolio and comprise the International Universe: Australia, Austria, Belgium, Canada, Denmark, Finland, France, Germany, Hong Kong, Ireland, Israel, Italy, Japan, the Netherlands, New Zealand, Norway, Portugal, Singapore, Spain, Sweden, Switzerland and the United Kingdom (collectively, the “Approved Markets”). The Advisor will determine, in its discretion, when and whether to invest in countries that have been authorized as Approved Markets, depending on a number of factors, including, but not limited to, asset growth in the Portfolio, constraints imposed in Approved Markets, and other characteristics of each country’s markets. The Investment Committee of the Advisor also may authorize other markets for investment in the future, in addition to the Approved Markets identified above, or may remove one or more markets from the list of Approved Markets. Also, the Portfolio may continue to hold investments in countries that are not currently designated as Approved Markets, but had been authorized for investment in the past, and may reinvest distributions received in connection with such existing investments in such previously Approved Markets. (For a description of the securities approved for investment, see “**Approved Markets**”). The implementation and management of the Advisor’s “Sustainability” portfolios, including without limitation, the International Sustainability Core 1 Portfolio is protected by U.S. Patent Nos. 7,596,525 B1, 7,599,874 B1 and, 8,438,092 B2.

Under normal market conditions, the International Sustainability Core 1 Portfolio intends to invest at least 40% of its assets in three or more non-U.S. countries by investing in securities of companies associated with such countries.

The increased exposure to small capitalization, value, and high profitability companies for the International Sustainability Core 1 Portfolio may be achieved by decreasing the allocation of the Portfolio's assets to the largest growth or low profitability companies relative to their weight in the International Universe, which would result in a greater weight allocation to small capitalization, value, and/or high profitability companies. An equity issuer is considered a growth company primarily because it has a high price in relation to its book value. Securities are considered value stocks primarily because a company's shares have a low price in relation to their book value. In assessing growth and value, the Advisor may consider additional factors, such as price-to-cash-flow or price-to-earnings ratios, as well as economic conditions and developments in the issuer's industry. In assessing profitability, the Advisor may consider different ratios, such as that of earnings or profits from operations relative to book value or assets. The criteria the Advisor uses for assessing growth, value, or profitability are subject to change from time to time. The Advisor may also adjust the representation in the International Sustainability Core 1 Portfolio of an eligible company, or exclude a company, after considering such factors as free float, momentum, trading strategies, liquidity, size, value, profitability, and other factors that the Advisor determines to be appropriate, given market conditions. The Advisor may consider federal income tax implications as part of its investment decisions.

The International Sustainability Core 1 Portfolio may invest in exchange-traded funds (ETFs) and similarly structured pooled investments for the purpose of gaining exposure to the equity markets while maintaining liquidity. In addition to money market instruments and other short-term investments, the International Sustainability Core 1 Portfolio may invest in affiliated and unaffiliated registered and unregistered money market funds to manage cash pending investment in other securities or to maintain liquidity for the payment of redemptions or other purposes. Investments in ETFs and money market funds may involve a duplication of certain fees and expenses. The above-referenced investments are not subject to, although they may incorporate, the International Sustainability Core 1 Portfolio's sustainability impact considerations.

### **International Social Core Equity Portfolio**

The investment objective of the International Social Core Equity Portfolio is to achieve long-term capital appreciation. The Portfolio seeks to achieve its investment objective by purchasing a broad and diverse group of securities of non-U.S. companies in developed markets with a greater emphasis on small capitalization, value, and high profitability companies as compared to their representation in the "International Universe", while excluding securities of certain companies based on the Portfolio's social issue screens. For the Purposes of this Portfolio, the Advisor defines the International Universe as a market capitalization weighted portfolio of non-U.S. companies in developed markets that have been authorized as approved markets for investment by the Advisor's Investment Committee. As of the date of this Prospectus, the following markets have been authorized for investment for the Portfolio and comprise the International Universe: Australia, Austria, Belgium, Canada, Denmark, Finland, France, Germany, Hong Kong, Ireland, Israel, Italy, Japan, the Netherlands, New Zealand, Norway, Portugal, Singapore, Spain, Sweden, Switzerland and the United Kingdom (collectively, the "Approved Markets"). The Advisor will determine, in its discretion, when and whether to invest in countries that have been authorized as Approved Markets, depending on a number of factors, including, but not limited to, asset growth in the Portfolio, constraints imposed in Approved Markets, and other characteristics of each country's markets. The Investment Committee of the Advisor also may authorize other markets for investment in the future, in addition to the Approved Markets identified above, or may remove one or more markets from the list of Approved Markets. Also, the Portfolio may continue to hold investments in countries that are not currently designated as Approved Markets, but had been authorized for investment in the past, and may reinvest distributions received in connection with such existing investments in such previously Approved Markets. (For a description of the securities approved for investment, see "**Approved Markets**").

The increased exposure to small capitalization, value, and high profitability companies for the International Social Core Equity Portfolio may be achieved by decreasing the allocation of the Portfolio's assets to the largest growth or low profitability companies relative to their weight in the International Universe, which would result in a greater weight allocation to small capitalization, value, and/or high profitability companies. An equity issuer is considered a growth company primarily because it has a high price in relation to its book value. Securities are considered value stocks primarily because a company's shares have a low price in relation to their book value. In assessing growth and value, the Advisor may consider additional factors, such as price-to-cash-flow or price-to-earnings



ratios, as well as economic conditions and developments in the issuer's industry. In assessing profitability, the Advisor may consider different ratios, such as that of earnings or profits from operations relative to book value or assets. The criteria the Advisor uses for assessing growth, value, or profitability are subject to change from time to time. The Advisor may also adjust the representation in the International Social Core Equity Portfolio of an eligible company, or exclude a company, after considering such factors as free float, momentum, trading strategies, liquidity, size, value, profitability, and other factors that the Advisor determines to be appropriate, given market conditions.

The International Social Core Equity Portfolio may invest in exchange-traded funds (ETFs) and similarly structured pooled investments for the purpose of gaining exposure to the equity markets while maintaining liquidity. In addition to money market instruments and other short-term investments, the Portfolio may invest in affiliated and unaffiliated registered and unregistered money market funds to manage the Portfolio's cash pending investment in other securities or to maintain liquidity for the payment of redemptions or other purposes. Investments in ETFs and money market funds may involve a duplication of certain fees and expenses. The above-referenced investments are not subject to, though they may incorporate, the International Social Core Equity Portfolio's social criteria.

### **Emerging Markets Social Core Equity Portfolio**

The investment objective of the Emerging Markets Social Core Equity Portfolio is to achieve long-term capital appreciation. The Portfolio seeks to achieve its investment objective by investing in companies associated with emerging markets designated by the Investment Committee of the Advisor ("Approved Markets"). Emerging Markets approved for investment may include countries in an earlier stage of development that are sometimes referred to as frontier markets. As of the date of this Prospectus, the Portfolio invests in the following countries that are designated as Approved Markets: Brazil, Chile, China, Colombia, Czech Republic, Egypt, Greece, Hungary, India, Indonesia, Malaysia, Mexico, Peru, the Philippines, Poland, Russia, South Africa, South Korea, Taiwan, Thailand, and Turkey. The Advisor will determine, in its discretion, when and whether to invest in countries that have been authorized as Approved Markets, depending on a number of factors, including, but not limited to, asset growth in the Portfolio, constraints imposed in Approved Markets, and other characteristics of each country's markets. The Investment Committee of the Advisor may designate other countries as Approved Markets for investment in the future, in addition to the countries identified above, or the Investment Committee may remove one or more countries from the list of Approved Markets. In addition, the Portfolio may continue to hold investments in countries that are not currently designated as Approved Markets, but had been authorized for investment in the past, and may reinvest distributions received in connection with such existing investments in such previously Approved Markets. (For a description of the securities approved for investment, see "**Approved Markets**").

The Emerging Markets Social Core Equity Portfolio seeks to purchase a broad and diverse group of equity securities, generally with a greater emphasis on small capitalization, value, and high profitability companies while excluding securities of certain emerging markets companies based upon the Portfolio's social issue screens. The Portfolio's increased exposure to small capitalization, value, and high profitability companies may be achieved by decreasing the allocation of the Portfolio's assets to the largest growth or low profitability companies, which would result in a greater weight allocation to small capitalization, value, and/or high profitability companies. An equity issuer is considered a growth company primarily because it has a high price in relation to its book value. Securities are considered value stocks primarily because a company's shares have a low price in relation to their book value. In assessing growth and value, the Advisor may consider additional factors such as price to cash flow or price to earnings ratios. In assessing profitability, the Advisor may consider different ratios, such as that of earnings or profits from operations relative to book value or assets. The criteria the Advisor uses for assessing growth, value, or profitability are subject to change from time to time. The Advisor may also adjust the representation in the Emerging Markets Social Core Equity Portfolio of an eligible company, or exclude a company, after considering such factors as free float, momentum, trading strategies, liquidity, size, value, profitability, and other factors that the Advisor determines to be appropriate, given market conditions.

In determining which countries are eligible markets for the Emerging Markets Social Core Equity Portfolio, the Advisor may consider various factors, including, without limitation, the data, analysis, and classification of countries published or disseminated by the International Bank for Reconstruction and Development (commonly known as the World Bank), the International Finance Corporation, FTSE International, MSCI, and Citigroup. Approved Markets may not include all such emerging markets. In determining whether to approve markets for

investment, the Advisor may take into account, among other things, market liquidity, relative availability of investor information, government regulation, including fiscal and foreign exchange repatriation rules and the availability of other access to these markets for the Portfolio.

Pending the investment of new capital in Approved Markets securities, the Emerging Markets Social Core Equity Portfolio will typically invest in money market instruments or other highly liquid debt instruments including those denominated in U.S. dollars (including, without limitation, repurchase agreements). In addition, the Portfolio may, for liquidity, or for temporary defensive purposes during periods in which market or economic or political conditions warrant, purchase highly liquid debt instruments or hold freely convertible currencies, although the Portfolio does not expect the aggregate of all such amounts to exceed 20% of its net assets under normal circumstances.

The Emerging Markets Social Core Equity Portfolio also may invest up to 10% of its total assets in shares of other investment companies that invest in one or more Approved Markets, although it intends to do so only where access to those markets is otherwise significantly limited. In some Approved Markets, it may be necessary or advisable for the Portfolio to establish a wholly-owned subsidiary or a trust for the purpose of investing in the local markets.

The Emerging Markets Social Core Equity Portfolio seeks broad market diversification generally with a greater emphasis on small capitalization, value, and high profitability companies, while also purchasing securities that are consistent with the Portfolio's social issue screens.

The Portfolio does not seek current income as an investment objective, and investments will not be based upon an issuer's dividend payment policy or record. However, many of the companies whose securities will be included in the Portfolio do pay dividends. It is anticipated, therefore, that the Portfolio will receive dividend income.

The Emerging Markets Social Core Equity Portfolio may also invest in exchange-traded funds (ETFs) and similarly structured pooled investments that provide exposure to Approved Markets or other equity markets, including the United States, for the purposes of gaining exposure to the equity markets while maintaining liquidity. In addition to money market instruments and other short-term investments, the Emerging Markets Social Core Equity Portfolio may invest in affiliated and unaffiliated registered and unregistered money market funds to manage cash pending investment in other securities or to maintain liquidity for the payment of redemptions or other purposes. Investments in ETFs and money market funds may involve a duplication of certain fees and expenses. The above-referenced investments are not subject to, though they may incorporate, the Portfolio's social criteria.

#### **APPROVED MARKETS**

The International Sustainability Core 1 Portfolio, International Social Core Equity Portfolio and Emerging Markets Social Core Equity Portfolio (each an "International Portfolio" and collectively, the "International Portfolios") each invests in securities of Approved Markets as identified above for each International Portfolio. The Approved Markets securities invested in by each International Portfolio will be listed on bona fide securities exchanges or traded on the over-the-counter markets. These exchanges or over-the-counter markets may be either within or outside the issuer's domicile country. For example, the securities may be listed or traded in the form of European Depositary Receipts, Global Depositary Receipts, American Depositary Receipts, or other types of depositary receipts (including non-voting depositary receipts) or may be listed on bona fide securities exchanges in more than one country. Approved Market securities are defined as securities that are associated with an Approved Market, and include: (a) securities of companies that are organized under the laws of, or maintain their principal place of business in, an Approved Market; (b) securities for which the principal trading market is in an Approved Market; (c) securities issued or guaranteed by the government of an Approved Market country, its agencies or instrumentalities, or the central bank of such country; (d) securities of companies that derive significant revenues or profits from goods produced or sold, investments made, or services performed in Approved Markets or have significant assets in Approved Markets; (e) Approved Markets equity securities in the form of depositary shares; (f) securities of pooled investment vehicles that invest primarily in Approved Markets securities or derivative instruments that derive their value from Approved Markets securities; or (g) securities included in the International Portfolio's benchmark index. Securities of Approved Markets may include securities of companies that have characteristics and business relationships common to companies in other countries. As a result, the value of the securities of such companies may reflect economic and market forces in such other countries as well as in the Approved Markets. The Advisor, however, will select only those companies that, in its view, have sufficiently strong exposure to economic and market forces in Approved Markets. For example, the Advisor may invest in

companies organized and located in the United States or other countries outside of Approved Markets, including companies having their entire production facilities outside of Approved Markets, when such companies meet the criteria discussed above to be considered associated with Approved Markets.

#### **DESCRIPTION OF INVESTMENTS—DFA SOCIAL FIXED INCOME PORTFOLIO**

The following is a description of the categories of investments that may be acquired by the DFA Social Fixed Income Portfolio:

1. *U.S. Government Obligations*—Debt securities issued by the U.S. Treasury that are direct obligations of the U.S. Government, including bills, notes and bonds.
2. *U.S. Government Agency Obligations*—Issued or guaranteed by U.S. government-sponsored instrumentalities and federal agencies, which have different levels of credit support. The U.S. government agency obligations include, but are not limited to, securities issued by agencies and instrumentalities of the U.S. Government that are supported by the full faith and credit of the United States, such as the Federal Housing Administration and Ginnie Mae, including Ginnie Mae pass-through certificates. Other securities issued by agencies and instrumentalities sponsored by the U.S. Government may be supported only by the issuer's right to borrow from the U.S. Treasury, subject to certain limits, such as securities issued by Federal Home Loan Banks, or are supported only by the credit of such agencies, such as Freddie Mac and Fannie Mae.
3. *Corporate Debt Obligations*—Nonconvertible corporate debt securities (e.g., bonds and debentures), which have received an investment grade rating by Moody's, Fitch or S&P, or an equivalent rating assigned by another nationally recognized statistical rating organization ("NRSRO"), or, if unrated, have been determined by the Advisor to be of comparable quality.
4. *Bank Obligations*—Obligations of U.S. banks and savings and loan associations and dollar-denominated obligations of U.S. subsidiaries and branches of foreign banks, such as certificates of deposit (including marketable variable rate certificates of deposit), time deposits and bankers' acceptances. Bank certificates of deposit will be acquired only from banks having assets in excess of \$1,000,000,000.
5. *Commercial Paper*—Rated at the time of purchase, A3 or better by S&P or Prime3 or better by Moody's, or F3 or better by Fitch, or an equivalent rating assigned by another NRSRO, or, if unrated, issued by a corporation having an outstanding unsecured debt issue rated at least Baa3 by Moody's or BBB- by S&P or Fitch.
6. *Repurchase Agreements*—Instruments through which the Portfolio purchases securities ("underlying securities") from a bank or a registered U.S. government securities dealer, with an agreement by the seller to repurchase the securities at an agreed price, plus interest, at a specified rate. The underlying securities will be limited to U.S. government and agency obligations described in (1) and (2) above. The Portfolio will not enter into a repurchase agreement with a duration of more than seven days if, as a result, more than 10% of the value of its total assets would be so invested. In addition, a repurchase agreement with a duration of more than seven days will be subject to the Portfolio's illiquid securities policy. Also, the Portfolio only will invest in repurchase agreements with a bank if the bank has at least \$1,000,000,000 in assets and is approved by the Investment Committee of the Advisor. The Advisor will monitor the market value of the securities plus any accrued interest thereon so that they will at least equal the repurchase price.
7. *Foreign Government and Agency Obligations*—Bills, notes, bonds, and other debt securities issued or guaranteed by foreign governments, or their agencies and instrumentalities.
8. *Supranational Organization Obligations*—Debt securities of supranational organizations such as the European Investment Bank, the Inter-American Development Bank or the World Bank, which are chartered to promote economic development.
9. *Foreign Issuer Obligations*—Debt securities of non-U.S. issuers that have received a rating of BBB- or better by S&P or Fitch or Baa3 or better by Moody's, or an equivalent rating assigned by another NRSRO, or, if unrated, have been determined by the Advisor to be of comparable quality.
10. *Eurodollar Obligations*—Debt securities of domestic or foreign issuers denominated in U.S. dollars but not trading in the United States.
11. *Money Market Funds*—The Portfolio may invest in affiliated and unaffiliated registered and unregistered money market funds. The securities purchased by the money market funds are not subject to the social issue

screens that have been identified in this Prospectus. Investments in money market funds may also involve a duplication of certain fees and expenses and are not a principal investment of the Portfolio.

The categories of fixed income securities that may be acquired by the Portfolio may include both fixed and floating rate securities. Floating rate securities bear interest at rates that vary with prevailing market rates. Interest rate adjustments are made periodically (e.g., every six months), usually based on a money market index such as the London Interbank Offered Rate (LIBOR) or the Treasury bill rate.

**APPLYING THE SOCIAL SCREEN PORTFOLIOS' SOCIAL CRITERIA** *(For U.S. Social Core Equity 2 Portfolio, Emerging Markets Social Core Equity Portfolio, International Social Core Equity Portfolio and DFA Social Fixed Income Portfolio)*

The U.S. Social Core Equity 2 Portfolio, Emerging Markets Social Core Equity Portfolio, International Social Core Equity Portfolio and DFA Social Fixed Income Portfolio (the "Social Screen Portfolios") each seek to purchase securities that are consistent with the social issue screens that have been identified in this Prospectus for such Social Screen Portfolio. DFA Investment Dimensions Group Inc. (the "Fund") and/or the Advisor have engaged an independent third party Social Screen Portfolios Vendor to monitor each Social Screen Portfolio's social issue screens. As of the date of this Prospectus, MSCI ESG Research Inc. has been engaged to be the Social Screen Portfolios Vendor. The Fund or Advisor may also change or engage an additional independent third party vendor from time to time. Each Social Screen Portfolio seeks to exclude from its investment portfolio those companies that are identified by the Social Screen Portfolio's social issue screens.

The Social Screen Portfolios' social issue screens are designed to meet the social investing needs of shareholders; the exclusion, purchase, or sale of specific securities in a Portfolio should not be construed as reflecting a judgment by the Advisor or the Board of Directors of the Fund relating to any social issue.

In most cases, a Social Screen Portfolio and the Advisor do not determine which stocks to exclude pursuant to such Social Screen Portfolio's social issue screens. Instead, the Social Screen Portfolios and the Advisor generally rely on the social investment research provided by the Social Screen Portfolios Vendor. The Social Screen Portfolios Vendor is generally in the business of providing social investment research on publicly traded companies. Through its research, the Social Screen Portfolios Vendor shall determine if and when a company's activities are significant enough to warrant exclusion under a Portfolio's social issue screens. The Social Screen Portfolios Vendor may periodically modify its social criteria screening process.

Each Social Screen Portfolio will endeavor not to buy any security that fails the Portfolio's social issue screens as indicated in the research provided by the Social Screen Portfolios Vendor. Because of this approach, a Social Screen Portfolio may not invest in certain types of companies, industries, and segments of the market. The Advisor will endeavor to ensure that each Social Screen Portfolio's investments are consistent with the social issue screens, but there can be no guarantee that every investment will do so. Even if an investment is not excluded by the social issue screens, the Advisor has the option of excluding the investment if it is determined to be unsuitable.

At times, each Social Screen Portfolio may hold securities that do not meet the Social Screen Portfolio's social criteria, because for instance the securities ceased meeting the social criteria after the Social Screen Portfolio bought them or the Social Screen Portfolio obtained the securities despite the Portfolio's social criteria due to inadvertent error, corporate action or otherwise. The Advisor will seek to sell these securities in an orderly manner. Although the Advisor will seek to minimize any adverse effect of holding or selling these securities on the value of a Social Screen Portfolio's investments, to the extent that costs or losses are realized no remuneration will be due the Social Screen Portfolio. Ordinarily, a Social Screen Portfolio will sell the securities within 90 days of determining that the securities do not meet the social criteria. However, a Social Screen Portfolio may sell the securities after a longer period if the Advisor believes that doing so will avoid a loss to the overall value of the Social Screen Portfolio's investments.

**APPLYING THE SUSTAINABILITY PORTFOLIOS' SUSTAINABILITY IMPACT CONSIDERATIONS** *(For U.S. Sustainability Core 1 Portfolio and International Sustainability Core 1 Portfolio)*

The Advisor intends to take into account the impact that companies have on the environment and other sustainability considerations when making investment decisions for the U.S. Sustainability Core 1 Portfolio and

the International Sustainability Core 1 Portfolio (the "Sustainability Portfolios"). Relative to a portfolio without these considerations, a Sustainability Portfolio intends to exclude or underweight securities of companies that, according to the Sustainability Portfolios' sustainability impact considerations, may be less sustainable as compared either to other companies in the Sustainability Portfolios' investment universe or other companies with similar business lines. Similarly, relative to a portfolio without sustainability impact considerations, the Sustainability Portfolios intend to overweight securities of companies that, according to the Sustainability Portfolios' sustainability impact considerations, may be more sustainable as compared either to other companies in the Sustainability Portfolios' investment universe or other companies with similar business lines. The Advisor may engage third party service providers to provide research and/or ratings information relating to the Sustainability Portfolios' sustainability impact considerations with respect to securities in the portfolios, where information is available from such providers.

Selected examples of the types of considerations that are expected to be used to evaluate companies' impact on the environment and other sustainability considerations are as follows:

- Carbon and greenhouse gas emissions scope and intensity or reserves of coal, gas, oil among others.
- Land use and biodiversity: This consideration looks to the severity of controversies related to a firm's use or management of natural resources.
- Toxic spills and releases: Factors affecting this evaluation include, but are not limited to, a history of involvement in land or air emissions-related litigation, widespread or egregious impacts due to hazardous emissions or waste, criticism by non-governmental organizations and/or other third parties.
- Operational waste: This consideration relates to controversies involving the impact of the firm's non-hazardous operational waste.
- Water use: This consideration relates to the firm's water management practices.
- Tobacco: This consideration relates to companies with meaningful revenue related to tobacco products.
- Child labor: This consideration relates to companies cited for child labor practices.
- Factory farming: This consideration relates to companies that are believed to be using particular intensive methods of livestock rearing.
- Cluster munitions manufacturing: This consideration would look to the firm's involvement in the manufacture of cluster munitions.

The sustainability impact considerations listed above are examples of factors that the Advisor believes indicate whether or not a company, as compared to other companies with similar business lines, promotes sustainability by pursuing economic growth and development that meets the needs of the present without compromising the needs of future generations. The Sustainability Portfolios may periodically modify their sustainability impact considerations.

Based on the research and ratings information, the Advisor will determine an overall impact score for the company and will consider the overall impact score of the issuer when determining whether a security should: (i) be excluded from a Sustainability Portfolio's securities holdings; (ii) have its weight decreased within the Sustainability Portfolios; (iii) be held with no adjustment to its weight within the Sustainability Portfolios; or (iv) have its weight increased within the Sustainability Portfolios. The Advisor may also exclude or decrease the weight of specific companies due to concerns over any specific factor.

As described above, the Advisor will endeavor to consider the sustainability impact of each company when constructing a Sustainability Portfolio's investment portfolio. However, the Advisor may not be able to assess the sustainability impact of each company eligible for purchase by a Portfolio. For example, the Advisor may not be able to determine an overall sustainability impact score for each company based on the sustainability considerations described above because the third party service providers may not have data on the entire universe of companies considered by the Advisor for the Sustainability Portfolios, or may not have information with respect to each factor listed above as an sustainability impact consideration. The sustainability impact of a company may change while the Sustainability Portfolios are holding the company's securities due to actions taken by the company or new information that becomes available concerning the company, and such information may impact the Sustainability Portfolios' decision to buy shares in the future of such company but will not necessarily

result in changes to current holdings of such shares. For instance, if negative information about a company becomes available, while future investment decisions should reflect that information, the Sustainability Portfolios may continue to hold the securities it already owns in the short or long term, so that the composition of the Sustainability Portfolios may not, at all times, reflect the most current sustainability impact considerations. The Sustainability Portfolios' exposure to companies, industries and sectors of the market may be affected by sustainability impact data obtained that may not be completely accurate with respect to any company or by a given sustainability factor that may not be as relevant as assumed in the overall score.

Because the Advisor takes into account sustainability impact considerations when constructing the investment portfolio for a Portfolio, the Portfolio may not invest in, or may deviate in its exposure to, certain types of companies, industries, and segments of the designated markets in which similar Sustainability Portfolios without sustainability impact considerations invest.

Each Sustainability Portfolios' sustainability impact considerations are designed to meet the investing needs of shareholders; the exclusion, purchase, or sale of specific securities in a Portfolio should not be construed as reflecting a judgment by the Advisor or the Board of Directors of the Fund relating to any sustainability issue.

#### **PORTFOLIO TRANSACTIONS—EQUITY PORTFOLIOS**

In general, securities will not be purchased or sold based on the prospects for the economy, the securities markets, or the individual issuers whose shares are eligible for purchase. Securities that have depreciated in value since their acquisition will not be sold solely because prospects for the issuer are not considered attractive or due to an expected or realized decline in securities prices in general. Securities generally will not be sold solely to realize short-term profits, but when circumstances warrant, they may be sold without regard to the length of time held. Securities, including those eligible for purchase, may be disposed of, however, at any time when, in the Advisor's judgment, circumstances warrant their sale, including, but not limited to, tender offers, mergers, and similar transactions, or bids made for block purchases at opportune prices. Generally, securities will be purchased with the expectation that they will be held for longer than one year and will be held until such time as they are no longer an appropriate holding in light of the investment policies of each Portfolio.

In attempting to respond to adverse market, economic, political, or other considerations, the Portfolios may, from time to time, invest their assets in a temporary defensive manner that is inconsistent with the Portfolios' principal investment strategies. In these circumstances, the Portfolios may be unable to achieve their investment objectives.

#### **PORTFOLIO STRATEGIES—DFA SOCIAL FIXED INCOME PORTFOLIO**

In managing the Social Fixed Income Portfolio, the Advisor places priority on efficiently managing portfolio turnover and keeping trading costs low. The Social Fixed Income Portfolio will be managed with a view to capturing expected credit premiums and expected term premiums. The term "expected credit premium" means the anticipated incremental return on investment for holding obligations considered to have greater credit risk than direct obligations of the U.S. Treasury, and "expected term premium" means the anticipated relative return on investment for holding securities having longer-term maturities as compared to securities having shorter-term maturities. At times when, in the Advisor's judgment, eligible foreign securities do not offer expected term premiums that compare favorably with those offered by eligible U.S. securities, the Portfolio will be invested primarily in the latter securities. The Advisor believes that expected credit premiums are available largely through investment in commercial paper, certificates of deposit and corporate obligations. The holding period for assets of the Portfolio will be chosen with a view to maximizing anticipated returns, net of trading costs.

In attempting to respond to adverse market, economic, political, or other conditions, the Portfolio may, from time to time, invest its assets in a temporary defensive manner that is inconsistent with the Portfolio's principal investment strategies. In these circumstances, the Portfolio may be unable to achieve its investment objective.

## ADDITIONAL INFORMATION REGARDING INVESTMENT RISKS

**Derivatives Risk:** Derivatives are instruments, such as futures and foreign currency forward contracts, whose value is derived from that of other assets, rates or indices. The use of derivatives for non-hedging purposes may be considered to carry more risk than other types of investments. When a Portfolio uses derivatives, the Portfolio will be directly exposed to the risks of those derivatives. Derivatives expose a Portfolio to counterparty risk (the risk that the derivative counterparty will not fulfill its contractual obligations), including credit risk of the derivative counterparty. The possible lack of a liquid secondary market for derivatives and the resulting inability of a Portfolio to sell or otherwise close a derivatives position could expose the Portfolio to losses and could make derivatives more difficult for the Portfolio to value accurately. Some derivatives are more sensitive to interest rate changes and market price fluctuations than other securities. A Portfolio could also suffer losses related to its derivatives positions as a result of unanticipated market movements, which losses are potentially unlimited. The Advisor may not be able to predict correctly the direction of securities prices, interest rates and other economic factors, which could cause a Portfolio's derivatives positions to lose value. Valuation of derivatives may also be more difficult in times of market turmoil since many investors and market makers may be reluctant to purchase derivatives or quote prices for them. Changes in the value of a derivative may not correlate perfectly with the underlying asset, rate or index, and a Portfolio could lose more than the principal amount invested.

## Other Information

### COMMODITY POOL OPERATOR EXEMPTION

Each Portfolio is operated by a person that has claimed an exclusion from the definition of the term "commodity pool operator" under the Commodity Exchange Act ("CEA") with respect to the Portfolios described in this Prospectus, and, therefore, such person is not subject to registration or regulation as a pool operator under the CEA with respect to such Portfolios.

## Securities Loans

Each Portfolio is authorized to lend securities to qualified brokers, dealers, banks, and other financial institutions for the purpose of earning additional income. While each Portfolio may earn additional income from lending securities, such activity is incidental to the investment objective of the Portfolio. The value of securities loaned may not exceed 33 1/3% of the value of the Portfolio's total assets, which includes the value of collateral received. To the extent a Portfolio loans a portion of its securities, the Portfolio will receive collateral consisting generally of cash or U.S. government securities. Collateral received will be maintained by marking to market daily and (i) in an amount equal to at least 100% of the current market value of the loaned securities, with respect to securities of the U.S. Government or its agencies, (ii) in an amount generally equal to 102% of the current market value of the loaned securities, with respect to U.S. securities, and (iii) in an amount generally equal to 105% of the current market value of the loaned securities, with respect to foreign securities. Subject to its stated investment policies, each Portfolio will generally invest the cash collateral received for the loaned securities in The DFA Short Term Investment Fund (the "Money Market Series"), an affiliated registered money market fund advised by the Advisor for which the Advisor receives a management fee of 0.05% of the average daily net assets of the Money Market Series. The securities purchased by the Money Market Series are not subject to the social issue screens or sustainability impact considerations that have been identified in this Prospectus. Each Portfolio also may invest the cash collateral received for the loaned securities in securities of the U.S. Government or its agencies, repurchase agreements collateralized by securities of the U.S. Government or its agencies, and unaffiliated registered and unregistered money market funds. For purposes of this paragraph, agencies include both agency debentures and agency mortgage backed securities.

In addition, a Portfolio will be able to terminate the loan at any time and will receive reasonable interest on the loan, as well as amounts equal to any dividends, interest or other distributions on the loaned securities. However, dividend income received from loaned securities may not be eligible to be taxed at qualified dividend income rates. See the Portfolios' Statement of Additional Information ("SAI") for a further discussion of the tax consequences related to securities lending. Each Portfolio will be entitled to recall a loaned security in time to

vote proxies or otherwise obtain rights to vote proxies of loaned securities if the Portfolio knows that a material event will occur. In the event of the bankruptcy of the borrower, the Fund could experience delay in recovering the loaned securities or only recover cash or a security of equivalent value. See “**Principal Risks—Securities Lending**” for a discussion of the risks related to securities lending.

## Securities Lending Revenue

For the fiscal year ended October 31, 2017, the following Portfolios received the following net revenues from a securities lending program, which constituted a percentage of the average daily net assets of the Portfolio (see “**Securities Loans**”):

Portfolio	Net Revenue	Percentage of Net Assets
U.S. Social Core Equity 2 Portfolio	\$369,478	0.04%
U.S. Sustainability Core 1 Portfolio	\$344,811	0.03%
International Sustainability Core 1 Portfolio	\$655,190	0.10%
International Social Core Equity Portfolio	\$864,864	0.13%
Emerging Markets Social Core Equity Portfolio	\$2,220,883	0.18%
DFA Social Fixed Income Portfolio	\$3,664	0.00%

## Management of the Portfolios

The Advisor serves as investment advisor to each of the Portfolios. Pursuant to an Investment Management Agreement with the Fund on behalf of each Portfolio, the Advisor is responsible for the management of each of the Portfolio’s assets. Each of the Portfolios is managed using a team approach. The investment team includes the Investment Committee of the Advisor, portfolio managers and trading personnel.

The Investment Committee is composed primarily of certain officers and directors of the Advisor who are appointed annually. As of the date of this Prospectus, the Investment Committee has twelve members. Investment strategies for the Portfolios are set by the Investment Committee, which meets on a regular basis and also as needed to consider investment issues. The Investment Committee also sets and reviews all investment related policies and procedures and approves any changes in regards to approved countries, security types, and brokers.

In accordance with the team approach used to manage the Portfolios, the portfolio managers and portfolio traders implement the policies and procedures established by the Investment Committee. The portfolio managers and portfolio traders also make daily investment decisions regarding the Portfolios based on the parameters established by the Investment Committee. The individuals named in a Portfolio’s “**INVESTMENT ADVISOR/PORTFOLIO MANAGEMENT**” section coordinate the efforts of all other portfolio managers or trading personnel with respect to the day-to-day management of such Portfolio.

Mr. Chi is a Senior Portfolio Manager and Vice President of the Advisor and the Chairman of the Investment Committee. Mr. Chi has an MBA and BS from the University of California, Los Angeles and also a JD from the University of Southern California. Mr. Chi joined the Advisor as a portfolio manager in 2005 and has been responsible for the Emerging Markets Social Core Equity Portfolio and International Sustainability Core 1 Portfolio since 2010 and the International Social Core Equity Portfolio, U.S. Social Core Equity 2 Portfolio and U.S. Sustainability Core 1 Portfolio since 2012.

Mr. Fogdall is a Senior Portfolio Manager and Vice President of the Advisor and a member of the Investment Committee. Mr. Fogdall has an MBA from the University of California, Los Angeles and a BS from Purdue University. Mr. Fogdall joined the Advisor as a portfolio manager in 2004 and has been responsible for the Emerging Markets Social Core Equity Portfolio and International Sustainability Core 1 Portfolio since 2010 and the International Social Core Equity Portfolio, U.S. Social Core Equity 2 Portfolio and U.S. Sustainability Core 1 Portfolio since 2012.



Mr. Singh is a Senior Portfolio Manager and Vice President of the Advisor. Mr. Singh received his MBA from the University of Chicago Booth School of Business and his BA from the University of California, Los Angeles. Mr. Singh joined the Advisor originally in 2003, has been a portfolio manager since 2012 and has been responsible for the Emerging Markets Social Core Equity Portfolio, International Social Core Equity Portfolio and International Sustainability Core 1 Portfolio since 2015.

Mr. Pu is a Senior Portfolio Manager and Vice President of the Advisor. Mr. Pu has an MBA from the University of California, Los Angeles, an MS and PhD from Caltech, and a BS from Cooper Union for the Advancement of Science and Art. Mr. Pu joined the Advisor as a portfolio manager in 2006 and has been responsible for the International Sustainability Core 1 Portfolio, International Social Core Equity Portfolio and Emerging Markets Social Core Equity Portfolio since 2015.

Mr. Smart is a Senior Portfolio Manager and Vice President of the Advisor. Mr. Smart holds an MBA from the University of Chicago Booth School of Business and a BA from the University of San Diego. Mr. Smart joined the Advisor in 2007, has been a portfolio manager since 2010, and has been responsible for the U.S. Social Core Equity 2 Portfolio and U.S. Sustainability Core 1 Portfolio since 2017.

Ms. Phillips is a Senior Portfolio Manager and Vice President of the Advisor and a member of the Investment Committee. Ms. Phillips holds an MBA from the University of Chicago Booth School of Business and a BA from the University of Puget Sound. Ms. Phillips joined the Advisor in 2012, has been a portfolio manager since 2014, and has been responsible for the International Sustainability Core 1 Portfolio, International Social Core Equity Portfolio and Emerging Markets Social Core Equity Portfolio since 2017.

Mr. Plecha is a Senior Portfolio Manager and Vice President of the Advisor and a member of the Investment Committee. Mr. Plecha received his BS from the University of Michigan at Ann Arbor in 1983 and his MBA from the University of California at Los Angeles in 1987. Mr. Plecha has been a portfolio manager since 1989 and responsible for the DFA Social Fixed Income Portfolio since 2016.

Mr. Kolerich is a Senior Portfolio Manager and Vice President of the Advisor and a member of the Investment Committee. Mr. Kolerich has an MBA from the University of Chicago Booth School of Business and a BS from Northern Illinois University. Mr. Kolerich joined the Advisor as a portfolio manager in 2001 and has been responsible for the DFA Social Fixed Income Portfolio since 2016.

The SAI for the Fund provides information about each portfolio manager's compensation, other accounts managed by the portfolio manager, and the portfolio manager's ownership of Fund shares.

The Advisor provides each Portfolio with a trading department and selects brokers and dealers to effect securities transactions. Securities transactions are placed with a view to obtaining best price and execution. A discussion regarding the basis for the Board approving the Investment Management Agreements with respect to each Portfolio is available in the semi-annual report for the Portfolios for the fiscal period ending April 30, 2017. The Advisor's address is 6300 Bee Cave Road, Building One, Austin, TX, 78746. The Advisor has been engaged in the business of providing investment management services since May 1981. The Advisor is currently organized as a Delaware limited partnership and is controlled and operated by its general partner, Dimensional Holdings Inc., a Delaware corporation. As of January 31, 2018, assets under management for all Dimensional affiliated advisors totaled approximately \$602 billion.

The Fund bears all of its own fees, expenses, charges, assessments, taxes, and other costs incurred in its operations, whether incurred directly by the Fund or incurred by the Advisor on its behalf. The expenses payable by the Fund shall include, but are not limited to: services of its independent registered public accounting firm, legal counsel to the Fund and its disinterested trustees/directors, fees and expenses of disinterested trustees/directors, employees and consultants, accounting and pricing costs (including the daily calculations of net asset value), brokerage fees, commissions and transfer taxes in connection with the acquisition and disposition of portfolio securities, taxes and other governmental fees levied against the Fund, insurance premiums, investment fees and expenses of the Fund, including the interest expense of borrowing money, the costs incidental to meetings of its shareholders and trustees/directors, the cost of filing its registration statements under the federal securities laws and the cost of any other filings required under federal and state securities laws, the costs of preparing, printing and mailing proxies, shareholder reports, prospectuses, statements of additional information

and other fund documents, transfer and dividend disbursing agency, administrative services and custodian fees, including the expenses of issuing, repurchasing or redeeming its shares, fees and expenses of securities lending agents and the oversight of the securities lending activities of the Fund, fees and expenses associated with trade administration oversight services with respect to reconciliations and the oversight of settlement and collateral management, litigation, regulatory examinations/proceedings and other extraordinary or nonrecurring expenses, and other expenses properly payable by the Fund, except as provided in the Fee Waiver and Expense Assumption Agreements for certain classes of the Portfolios. Expenses allocable to a particular portfolio of the Fund are so allocated. The expenses of the Fund which are not allocable to a particular portfolio are borne by each portfolio on the basis of its relative net assets or equally.

#### **MANAGEMENT FEES**

The “**Annual Fund Operating Expenses**” table describes the fees incurred by the U.S. Social Core Equity 2 Portfolio and DFA Social Fixed Income Portfolio for the services provided by the Advisor for the fiscal year ended October 31, 2017. The “Management Fee” listed in the table for such Portfolios provides the investment management fee that was payable by the Portfolio to the Advisor.

The “**Annual Fund Operating Expenses**” tables for the U.S. Sustainability Core 1 Portfolio, International Sustainability Core 1 Portfolio, International Social Core Equity Portfolio and Emerging Markets Social Core Equity Portfolio describe the management fee to be paid by each Portfolio as a result of a decrease in the management fee payable by each Portfolio effective February 28, 2017. The rate of the management fee payable to the Advisor by the U.S. Sustainability Core 1 Portfolio was reduced from 0.29% to 0.23% of the Portfolio’s average daily net assets on an annualized basis effective February 28, 2017. The rate of the management fee payable to the Advisor by the International Sustainability Core 1 Portfolio was reduced from 0.42% to 0.30% of the Portfolio’s average daily net assets on an annualized basis effective February 28, 2017. The rate of the management fee payable to the Advisor by the International Social Core Equity Portfolio was reduced from 0.37% to 0.29% of the Portfolio’s average daily net assets on an annualized basis effective February 28, 2017. The rate of the management fee payable to the Advisor by the Emerging Markets Social Core Equity Portfolio was reduced from 0.55% to 0.47% of the Portfolio’s average daily net assets on an annualized basis effective February 28, 2017.

The Advisor, not the International Portfolios, and DFA Social Fixed Income Portfolio compensates the sub-advisors.

#### **Sub-Advisors**

The Advisor has entered into Sub-Advisory Agreements with Dimensional Fund Advisors Ltd. (“DFAL”) and DFA Australia Limited (“DFA Australia”), respectively, with respect to the International Portfolios and the DFA Social Fixed Income Portfolio. Pursuant to the terms of each Sub-Advisory Agreement, DFAL and DFA Australia each have the authority and responsibility to select brokers or dealers to execute securities transactions for the International Portfolios and the DFA Social Fixed Income Portfolio. Each Sub-Advisor’s duties include the maintenance of a trading desk and the determination of the best and most efficient means of executing securities transactions. On at least a semi-annual basis, the Advisor will review the holdings of each International Portfolio and the DFA Social Fixed Income Portfolio and review the trading process and the execution of securities transactions. The Advisor is responsible for determining those securities that are eligible for purchase and sale by an International Portfolio and the DFA Social Fixed Income Portfolio and may delegate this task, subject to its own review, to DFAL and DFA Australia. DFAL and DFA Australia maintain and furnish to the Advisor information and reports on securities of companies in certain markets, including recommendations of securities to be added to the securities that are eligible for purchase by each International Portfolio and the DFA Social Fixed Income Portfolio, as well as making recommendations and elections on corporate actions. The Advisor controls DFAL and DFA Australia. DFA Australia has been a U.S. federally registered investment advisor since 1994 and is located at Level 43 Gateway, 1 Macquarie Place, Sydney, New South Wales 2000, Australia. DFAL has been a U.S. federally registered investment advisor since 1991 and is located at 20 Triton Street, Regent’s Place, London NW13BF, United Kingdom. DFAL is a member of the Financial Conduct Authority, a self-regulatory organization for investment managers operating under the laws of England.

### **Manager of Managers Structure**

The Advisor and the Fund have received an exemptive order from the SEC for a manager of managers structure that allows the Advisor to appoint, remove or change Dimensional Wholly-Owned Sub-advisors (defined below), and enter into, amend and terminate sub-advisory agreements with Dimensional Wholly-Owned Sub-advisors, without prior shareholder approval, but subject to Board approval. A "Dimensional Wholly-Owned Sub-advisor" includes (1) sub-advisors that are wholly-owned by the Advisor (i.e., an indirect or direct "wholly-owned subsidiary" (as such term is defined in the Investment Company Act of 1940 (the "1940 Act")) of the Advisor, or (2) a sister company of the Advisor that is an indirect or direct "wholly-owned subsidiary" (as such term is defined in the 1940 Act) of the same company that, indirectly or directly, wholly owns the Advisor ("Dimensional Wholly-Owned Sub-advisors"). The Board only will approve a change with respect to sub-advisors if the Directors conclude that such arrangements would be in the best interests of the shareholders of the International Portfolios and the DFA Social Fixed Income Portfolio (the "MOM-Eligible Portfolios"). As described above, DFA Australia and/or DFAL, each a Dimensional Wholly-Owned Sub-advisor, currently serve as sub-advisors to each MOM-Eligible Portfolio. If a new Dimensional Wholly-Owned Sub-advisor is hired for a MOM-Eligible Portfolio, shareholders will receive information about the new sub-advisor within 90 days of the change. The exemptive order allows greater flexibility for the Advisor to utilize, if desirable, personnel throughout the worldwide organization enabling a MOM-Eligible Portfolio to operate more efficiently. The Advisor will not hire unaffiliated sub-advisors without prior shareholder approval and did not request the ability to do so in its application to the SEC for an exemptive order to allow the manager of managers structure.

The use of the manager of managers structure with respect to a MOM-Eligible Portfolio is subject to certain conditions set forth in the SEC exemptive order. Under the manager of managers structure, the Advisor has the ultimate responsibility, subject to oversight by the Board, to oversee the Dimensional Wholly-Owned Sub-advisors and recommend their hiring, termination and replacement. The Advisor will provide general management services to a MOM-Eligible Portfolio, including overall supervisory responsibility for the general management and investment of the Portfolio's assets. Subject to review and approval of the Board, the Advisor will (a) set a MOM-Eligible Portfolio's overall investment strategies, (b) evaluate, select, and recommend Dimensional Wholly-Owned Sub-advisors to manage all or a portion of a MOM-Eligible Portfolio's assets, and (c) implement procedures reasonably designed to ensure that Dimensional Wholly-Owned Sub-advisors comply with a MOM-Eligible Portfolio's investment objective, policies and restrictions. Subject to review by the Board, the Advisor will (a) when appropriate, allocate and reallocate a MOM-Eligible Portfolio's assets among multiple Dimensional Wholly-Owned Sub-advisors; and (b) monitor and evaluate the performance of Dimensional Wholly-Owned Sub-advisors.

### **SHAREHOLDER SERVICES**

On behalf of each Portfolio, the Fund may enter into shareholder servicing agreements with financial intermediaries to provide shareholder servicing, recordkeeping, account maintenance and other services to shareholders of the Portfolio. For the array of services provided to shareholders of each Portfolio, the Fund may pay such financial intermediaries a fee for such services. These expenses will be included in "Other Expenses" in the "Annual Fund Operating Expenses" table.

### **FEE WAIVER AND EXPENSE ASSUMPTION AGREEMENT**

Pursuant to an Amended and Restated Fee Waiver and/or Expense Assumption Agreement (the "Fee Waiver Agreement"), the Advisor has contractually agreed to waive certain fees, including management fees, and in certain instances, assume certain expenses of the Portfolios, as described below. The Fee Waiver Agreement for the Portfolios described below will remain in effect through February 28, 2019, and may only be terminated by the Fund's Board of Directors prior to that date. The Fee Waiver Agreement shall continue in effect from year to year thereafter unless terminated by the Fund or the Advisor. With respect to the Fee Waiver Agreement, prior year expenses can be recaptured only if the current expense ratio is less than the prior year expense cap that was in place when such prior year expenses were waived.

### **U.S. Social Core Equity 2 Portfolio**

The Advisor has contractually agreed to waive all or a portion of its management fee to the extent necessary to reduce the U.S. Social Core Equity 2 Portfolio's ordinary operating expenses (excluding expenses incurred

through its investment in other investment companies) (“Portfolio Expenses”) of a class of the U.S. Social Core Equity 2 Portfolio so that such Portfolio Expenses, on an annualized basis, do not exceed 0.60% for a class of the Portfolio (the “Expense Limitation Amount”). At any time that the Portfolio Expenses of a class of the U.S. Social Core Equity 2 Portfolio are less than the Expense Limitation Amount of a class of the Portfolio, the Advisor retains the right to recover fees previously waived and/or expenses previously assumed to the extent that such reimbursement will not cause the annualized Portfolio Expenses for such class of shares of the Portfolio to exceed the Expense Limitation Amount. The U.S. Social Core Equity 2 Portfolio is not obligated to reimburse the Advisor for fees previously waived or expenses previously assumed by the Advisor more than thirty-six months prior to the date of such reimbursement.

**U.S. Sustainability Core 1 Portfolio**  
**International Sustainability Core 1 Portfolio**  
**International Social Core Equity Portfolio**  
**Emerging Markets Social Core Equity Portfolio**  
**DFA Social Fixed Income Portfolio**

The Advisor has contractually agreed to waive all or a portion of its management fee and assume the ordinary operating expenses of a class of each of the Portfolios listed below (excluding the expenses that the Portfolio incurs indirectly through its investment in other investment companies) (“Portfolio Expenses”) to the extent necessary to limit the Portfolio Expenses of a class of each Portfolio listed below, on an annualized basis, to the rates listed below as a percentage of a class of the respective Portfolio’s average net assets (the “Expense Limitation Amount”). At any time that the Portfolio Expenses of a class of a Portfolio are less than the Expense Limitation Amount for such class of shares of the Portfolio, the Advisor retains the right to recover for any fees previously waived and/or expenses previously assumed to the extent that such recovery will not cause the annualized Portfolio Expenses for such class of shares of the Portfolio to exceed the applicable Expense Limitation Amount identified below. A Portfolio is not obligated to reimburse the Advisor for fees previously waived or expenses previously assumed by the Advisor more than thirty-six months before the date of such reimbursement.

Portfolio	Expense Limitation Amount
U.S. Sustainability Core 1 Portfolio	0.25%
International Sustainability Core 1 Portfolio	0.38%
International Social Core Equity Portfolio	0.38%
Emerging Markets Social Core Equity Portfolio	0.57%
DFA Social Fixed Income Portfolio	0.27%

## Dividends, Capital Gains Distributions and Taxes

**Dividends and Distributions.** Each Portfolio intends to qualify each year as a regulated investment company under the Internal Revenue Code of 1986, as amended. As a regulated investment company, a Portfolio generally pays no federal income tax on the income and gains it distributes to you. Dividends from net investment income of a Portfolio are distributed quarterly (on a calendar basis) and any net realized capital gains (after any reductions for available capital loss carryforwards) are distributed annually, typically in December. A Portfolio may distribute such income dividends and capital gains more frequently, if necessary, in order to reduce or eliminate federal excise or income taxes on the Portfolio.

Capital gains distributions may vary considerably from year to year as a result of a Portfolio’s normal investment activities and cash flows. During a time of economic volatility, a Portfolio may experience capital losses and unrealized depreciation in value of investments, the effect of which may be to reduce or eliminate capital gains distributions for a period of time. A Portfolio may be required to distribute taxable realized gains from a prior year, even if the Portfolio has a net realized loss for the year of distribution.

You will automatically receive all income dividends and capital gains distributions in additional shares of the Portfolio whose shares you hold at net asset value (as of the business date following the dividend record date), unless, upon written notice to the Advisor and completion of account information, you request to receive income dividends or capital gains distributions, or both, in cash.

*Annual Statements.* Each year, you will receive a statement that shows the tax status of distributions you received the previous calendar year. Distributions declared in December to shareholders of record in such month, but paid in January, are taxable as if they were paid in December.

*Avoid "Buying A Dividend."* At the time you purchase your Portfolio shares, a Portfolio's net asset value may reflect undistributed income or undistributed capital gains. A subsequent distribution to you of such amounts, although constituting a return of your investment, would be taxable. Buying shares in a Portfolio just before it declares an income dividend or capital gains distribution is sometimes known as "buying a dividend." In addition, a Portfolio's net asset value may, at any time, reflect net unrealized appreciation, which may result in future taxable distributions to you.

**Tax Considerations.** In general, if you are a taxable investor, Portfolio distributions are taxable to you as ordinary income, capital gains, or some combination of both. This is true whether you reinvest your distributions in additional Portfolio shares or receive them in cash.

For federal income tax purposes, Portfolio distributions of short-term capital gains are taxable to you at ordinary income rates. Portfolio distributions of long-term capital gains are taxable to you at long-term capital gain rates no matter how long you have owned your shares. A portfolio with a high portfolio turnover rate (a measure of how frequently assets within a portfolio are bought and sold) is more likely to generate short-term capital gains than a portfolio with a low portfolio turnover. A portion of income dividends reported by a Portfolio as qualified dividend income may be eligible for taxation by individual shareholders at long-term capital gain rates provided certain requirements are met. Because the income of the DFA Social Fixed Income Portfolio primarily is derived from investments earning interest rather than dividend income, generally none or only a small portion of the income dividends paid to you by the DFA Social Fixed Income Portfolio is anticipated to be qualified dividend income eligible for taxation by individuals at long-term capital gain tax rates.

Compared to other types of investments, derivatives may be less tax efficient. For example, the use of derivatives by a Portfolio may cause the Portfolio to realize higher amounts of ordinary income or short-term capital gain, distributions from which are taxable to individual shareholders at ordinary income tax rates rather than at the more favorable tax rates for long-term capital gains. Changes in government regulation of derivative instruments could affect the character, timing and amount of a Portfolio's taxable income or gains, and may limit or prevent the Portfolio from using certain types of derivative instruments as a part of its investment strategy. A Portfolio's use of derivatives also may be limited by the requirements for taxation of the Portfolio as a regulated investment company.

If a Portfolio qualifies to pass through to you the tax benefits from foreign taxes it pays on its investments, and elects to do so, then any foreign taxes it pays on these investments will be treated as paid by you. You will then be entitled either to deduct your share of these taxes in computing your taxable income, or to claim a foreign tax credit for these taxes against your U.S. federal income tax (subject to limitations for certain shareholders).

*Sale or Redemption of Portfolio Shares.* The sale of shares of a Portfolio is a taxable event and may result in a capital gain or loss to you. Capital gain or loss may be realized from an ordinary redemption of shares or an exchange of shares between two Portfolios. Any loss incurred on the sale or exchange of a Portfolio's shares, held for six months or less, will be treated as a long-term capital loss to the extent of capital gain dividends received with respect to such shares.

A Portfolio is required to report to you and the Internal Revenue Service annually on Form 1099-B not only the gross proceeds of Portfolio shares you sell or redeem but also the cost basis for shares you sell or redeem that were purchased or acquired on or after January 1, 2012. Cost basis will be calculated using the Portfolios' default method of average cost, unless you instruct a Portfolio to use a different calculation method. Shareholders should carefully review the cost basis information provided by a Portfolio and make any additional basis, holding period or other adjustments that are required when reporting these amounts on their federal income tax returns. If your account is held by your investment representative (financial advisor or other broker), please contact that representative with respect to reporting of cost basis and available elections for your account. Tax-advantaged retirement accounts will not be affected.

*Medicare Tax.* An additional 3.8% Medicare tax is imposed on certain net investment income (including ordinary dividends and capital gain distributions received from a Portfolio and net gains from redemptions or other taxable dispositions of Portfolio shares) of U.S. individuals, estates and trusts to the extent that such person's "modified adjusted gross income" (in the case of an individual) or "adjusted gross income" (in the case of an estate or trust) exceeds a threshold amount. This Medicare tax, if applicable, is reported by you on, and paid with, your federal income tax return.

*Backup Withholding.* By law, a Portfolio may be required to withhold 24% of taxable dividends, capital gains distributions, and redemption proceeds paid to you if you do not provide your proper taxpayer identification number and certain required certifications. You may avoid this withholding requirement by providing and certifying on the account registration form your correct Taxpayer Identification Number and by certifying that you are not subject to backup withholding and are a U.S. person (including a U.S. resident alien). A Portfolio must also withhold if the Internal Revenue Service instructs it to do so.

*State and Local Taxes.* In addition to federal taxes, you may be subject to state and local taxes on distributions from a Portfolio and on gains arising on redemption or exchange of a Portfolio's shares. Distributions of interest income and capital gains realized from certain types of U.S. Government securities may be exempt from state personal income taxes.

*Non-U.S. Investors.* Non-U.S. investors may be subject to U.S. withholding tax, at either the 30% statutory rate or a lower rate if you are a resident of a country that has a tax treaty with the U.S., and are subject to special U.S. tax certification requirements to avoid backup withholding and claim any treaty benefits. Exemptions from U.S. withholding tax are provided for certain capital gain dividends paid by a Portfolio from net long-term capital gains, if any, interest-related dividends paid by a Portfolio from its qualified net interest income from U.S. sources and short-term capital gain dividends, if such amounts are reported by a Portfolio. However, notwithstanding such exemptions from U.S. withholding at the source, any such dividends and distributions of income and capital gains will be subject to backup withholding at a rate of 24% if you fail to properly certify that you are not a U.S. person. Non-U.S. investors also may be subject to U.S. estate tax.

*Other Reporting and Withholding Requirements.* Under the Foreign Account Tax Compliance Act ("FATCA"), a Portfolio will be required to withhold a 30% tax on the following payments or distributions made by the Portfolio to certain foreign entities, referred to as foreign financial institutions or non-financial foreign entities, that fail to comply (or be deemed compliant) with extensive reporting and withholding requirements designed to inform the U.S. Department of the Treasury of U.S.-owned foreign investment accounts: (a) income dividends and (b) after December 31, 2018, certain capital gain distributions, return of capital distributions and the proceeds arising from the sale of Portfolio shares. A Portfolio may disclose the information that it receives from its shareholders to the Internal Revenue Service, non-U.S. taxing authorities or other parties as necessary to comply with FATCA or similar laws. Withholding also may be required if a foreign entity that is a shareholder of a Portfolio fails to provide the Portfolio with appropriate certifications or other documentation concerning its status under FATCA.

**This discussion of "DIVIDENDS, CAPITAL GAINS DISTRIBUTIONS AND TAXES" is not intended or written to be used as tax advice. Because everyone's tax situation is unique, you should consult your tax professional about federal, state, local, or foreign tax consequences before making an investment in a Portfolio. Prospective investors should also consult the SAI.**

## Electronic Shareholder Information

In order to conserve natural resources, which the Advisor understands is an important consideration of the shareholders of the Portfolios, shareholders, when opening an account through a financial intermediary that provides electronic delivery, are encouraged to consent to the acceptance of all shareholder information about the Portfolio(s) in which the shareholders invest, through electronic delivery. Shareholder information includes prospectuses, statements of additional information, annual and semi-annual reports, confirmations and statements. Additionally, the Portfolios' Web site address is <http://us.dimension.com>. The current Prospectus of the Portfolios is available for viewing and printing on the Web site. An interruption in transmissions over the Internet generally or a problem in the transmission of the Portfolios' Web site in particular could result in a delay or interruption in the ability of shareholders to access the Web site.

# Purchase of Shares

## CASH PURCHASES

Investors who do not already have an agreement in place with the Fund may purchase Institutional Class shares of any Portfolio by first contacting the Portfolio's transfer agent at (888) 576-1167. Investors that invest through a financial intermediary should contact such intermediary with regard to purchase instructions. The Portfolios generally are available for investment only by institutional clients, clients of registered investment advisors, clients of financial institutions, and a limited number of certain other investors, each as approved from time to time by the Advisor ("Eligible Investors"). Eligible Investors include employees, former employees, shareholders and directors of the Advisor and the Fund and friends and family members of such persons. The Portfolios generally are available for investment only to U.S. citizens, U.S. residents, and U.S. domestic corporations, partnerships, trusts, or other entities. For purposes of this limitation, U.S. citizens and U.S. residents must reside in the U.S. and U.S. domestic corporations, partnerships, trusts, and other entities must have a U.S. address of record. All investments are subject to approval of the Advisor, and all investors must complete and submit the necessary account registration forms in good order. The Fund reserves the right to reject any initial or additional investment and to suspend the offering of shares of any Portfolio.

All purchases must be received in good order. "Good order" with respect to the purchase of shares means that (1) a fully completed and properly signed Account Registration Form and any additional supporting legal documentation required by the Advisor and/or transfer agent have been received in legible form, and (2) the transfer agent has been notified of the purchase, no later than the close of regular trading on the NYSE (normally, 4:00 p.m. ET) ("Market Close") on the day of the purchase. It is the investor or financial intermediary's responsibility to ensure notification is received in good order by the transfer agent prior to the Market Close on the purchase date.

Under certain conditions, Portfolios may accept and process purchase orders after the close of the NYSE on days that the NYSE unexpectedly closes early and may accept orders on a business day that the NYSE is unexpectedly closed. All orders will be processed at the next determined net asset value per share.

### **Payment**

Payment of the total amount due should be made in U.S. dollars. If your payment is not received on settlement date, your purchase may be canceled. If an order to purchase shares must be canceled due to nonpayment, the purchaser will be responsible for any loss incurred by the Fund arising out of such cancellation. To recover any such loss, the Fund reserves the right to redeem shares owned by any purchaser whose order is canceled, and such purchaser may be prohibited or restricted in the manner of placing further orders.

### **Purchase by wire or check**

**Wire.** Investors having an account with a bank that is a member or a correspondent of a member of the Federal Reserve System may purchase shares by wire after providing notification to the transfer agent by an approved method. The transfer agent can be reached by phone at (888) 576-1167. Notification must include the account number, account name, Portfolio number, trade date and purchase amount. On or before settlement date, the investor paying by wire must request their bank to transmit immediately available funds (federal funds) by wire to the Fund's custodian for the account of DFA Investment Dimensions Group Inc. (specify the Portfolio). Additional investments also may be made through the wire procedure by first notifying the transfer agent. If your payment is not received on settlement date, your purchase may be canceled.

**Check.** Investors who wish to purchase shares of any Portfolio by check should first call the Portfolio's transfer agent at (888) 576-1167 for additional instructions. Checks should be made payable to Dimensional Funds. Reference the name of the Portfolio in which you wish to invest.

Shares also may be purchased and sold by individuals through securities firms that may charge a service fee or commission for such transactions. No such fee or commission is charged on shares that are purchased or redeemed directly from the Fund. Investors who are clients of investment advisory organizations may also be subject to investment advisory fees under their own arrangements with such organizations.

## IN-KIND PURCHASES

If accepted by the Fund, shares of a Portfolio may be purchased in exchange for securities that are eligible for acquisition by the Portfolio or otherwise represented in its portfolio as described in this Prospectus or as otherwise consistent with the Fund's policies and procedures or, in the case of the International Portfolios, in exchange for local currencies in which such securities of the International Portfolios are denominated. Securities and local currencies accepted by the Fund for exchange and Portfolio shares to be issued in the exchange will be valued as set forth under "**VALUATION OF SHARES**" at the time of the next determination of net asset value after such acceptance. All dividends, interests, subscription, or other rights pertaining to such securities shall become the property of the Portfolio whose shares are being acquired and must be delivered to the Fund by the investor upon receipt from the issuer. Investors who desire to purchase shares of the International Portfolios with local currencies should first contact the Advisor.

The Fund will not accept securities in exchange for shares of a Portfolio unless: (1) such securities are, at the time of the exchange, eligible to be included, or otherwise represented, in the Portfolio and current market values are available for such securities based on the Fund's valuation procedures; (2) the investor represents and agrees that all securities offered to be exchanged are not subject to any restrictions upon their sale by the Portfolio under the Securities Act of 1933 or under the laws of the country in which the principal market for such securities exists, or otherwise; and (3) at the discretion of the Fund, the value of any such security (except U.S. government securities) being exchanged, together with other securities of the same issuer owned by the Portfolio, may not exceed 5% of the net assets of the Portfolio immediately after the transaction.

A gain or loss for federal income tax purposes will generally be realized by investors who are subject to federal taxation upon the exchange depending upon the cost of the securities or local currency exchanged. Investors interested in such exchanges should contact the Advisor. Purchases of shares will be made in full and fractional shares calculated to three decimal places. In the interest of economy and convenience, certificates for shares will not be issued.

## Policy Regarding Excessive or Short-Term Trading

Each Portfolio is designed for long-term investors and is not intended for investors that engage in excessive short-term trading activity that may be harmful to the Portfolio, including but not limited to market timing. Short-term or excessive trading into and out of a Portfolio can disrupt portfolio management strategies, harm performance, and increase Portfolio expenses for all shareholders, including long-term shareholders who do not generate these costs.

In addition, the nature of the International Portfolios' holdings may present opportunities for a shareholder to engage in a short-term trading strategy that exploits possible delays between changes in the price of the International Portfolios' holdings and the reflection of those changes in the International Portfolios' net asset value (called "arbitrage market timing"). Such delays may occur because the International Portfolios have significant investments in foreign securities where, due to time zone differences, the values of those securities are established some time before the International Portfolios calculate their net asset value. In such circumstances, the available market prices for such foreign securities may not accurately reflect the latest indications of value at the time the International Portfolios calculate their net asset value. There is a possibility that arbitrage market timing may dilute the value of the International Portfolios' shares if redeeming shareholders receive proceeds (and purchasing shareholders receive shares) based upon a net asset value that does not reflect appropriate fair value prices.

The Board of the Fund has adopted a policy (the "Trading Policy") and the Advisor and DFA Securities LLC (collectively, "Dimensional") and Dimensional's agents have implemented the following procedures, which are designed to discourage and prevent market timing or excessive short-term trading in the Portfolio: (i) trade activity monitoring and purchase blocking procedures, and (ii) use of fair value pricing.

The Fund, Dimensional and their agents monitor trades and flows of money in and out of the Portfolios from time to time in an effort to detect excessive short-term trading activities, and for consistent enforcement of the Trading Policy. The Fund reserves the right to take the actions necessary to stop excessive or disruptive trading activities, including refusing or canceling purchase or exchange orders for any reason, without prior notice,



particularly purchase or exchange orders that the Fund believes are made on behalf of market timers. The Fund, Dimensional and their agents reserve the right to restrict, refuse or cancel any purchase or exchange request made by an investor indefinitely if the Fund or Dimensional believes that any combination of trading activity in the accounts is potentially disruptive to a Portfolio. In making such judgments, the Fund and Dimensional seek to act in a manner that is consistent with the interests of shareholders. For purposes of applying these procedures, Dimensional may consider an investor's trading history in a Portfolio, and accounts under common ownership, influence or control.

In addition to the Fund's general ability to restrict potentially disruptive trading activity as described above, the Fund also has adopted purchase blocking procedures. Under the Fund's purchase blocking procedures, where an investor has engaged in any two purchases and two redemptions (including redemptions that are part of an exchange transaction) in a Portfolio in any rolling 30 calendar day monitoring period (i.e., two "round trips"), the Fund and Dimensional intend to block the investor from making any additional purchases in the Portfolio for 90 calendar days (a "purchase block"). If implemented, a purchase block will begin at some point after the transaction that caused the investor to have engaged in the prohibited two round-trips is detected by the Fund, Dimensional, or their agents. The Fund and Dimensional are permitted to implement a longer purchase block, or permanently bar future purchases by an investor, if they determine that it is appropriate.

Under the Fund's purchase blocking procedures, the following purchases and redemptions will not trigger a purchase block: (i) purchases and redemptions of shares having a value in each transaction of less than \$25,000; (ii) purchases and redemptions by U.S. registered investment companies that operate as funds of funds and non-U.S. investment companies that operate as fund of funds that the Fund or Dimensional, in their sole discretion, have determined are not designed and/or are not serving as vehicles for excessive short-term or other disruptive trading (in each case, the fund of funds shall agree to be subject to monitoring by Dimensional); (iii) purchases and redemptions by a feeder portfolio of a master fund's shares; (iv) systematic or automated transactions where the shareholder, financial advisor or investment fiduciary does not exercise direct control over the investment decision; (v) retirement plan contributions, loans, loan repayments and distributions (including hardship withdrawals) identified as such in the retirement plan recordkeeper's system; (vi) purchase transactions involving transfers of assets, rollovers, Roth IRA conversions and IRA recharacterizations; (vii) purchases of shares with Portfolio dividends or capital gain distributions; (viii) transfers and reregistrations of shares within a Portfolio; and (ix) transactions by 529 Plans. Notwithstanding the Fund's purchase blocking procedures, all transactions in Portfolio shares are subject to the right of the Fund and Dimensional to restrict potentially disruptive trading activity (including purchases and redemptions described above that will not be subject to the purchase blocking procedures).

The Fund, Dimensional or their designees will have the ability, pursuant to Rule 22c-2 under the 1940 Act, to request information from financial intermediaries, such as 401(k) plan administrators, trust companies and broker-dealers (together, "Intermediaries"), concerning trades placed in omnibus and other multi-investor accounts (together, "Omnibus Accounts"), in order to attempt to monitor trades that are placed by the underlying shareholders of these Omnibus Accounts. The Fund, Dimensional and their designees will use the information obtained from the Intermediaries to monitor trading in the Fund and to attempt to identify shareholders in Omnibus Accounts engaged in trading that is inconsistent with the Trading Policy or otherwise not in the best interests of the Fund. The Fund, Dimensional or their designees, when they detect trading patterns in shares of a Portfolio (or other portfolios of the Fund) that may constitute short-term or excessive trading, will provide written instructions to the Intermediary to restrict or prohibit further purchases or exchanges of shares of the Portfolio (and other portfolios of the Fund) by a shareholder that has been identified as having engaged in excessive or short-term transactions in the Portfolio's shares (directly or indirectly through the Intermediary's account) that violate the Trading Policy.

The ability of the Fund and Dimensional to impose these limitations, including the purchase blocking procedures, on investors investing through Intermediaries is dependent on the receipt of information necessary to identify transactions by the underlying investors and the Intermediary's cooperation in implementing the Trading Policy. Investors seeking to engage in excessive short-term trading practices may deploy a variety of strategies to avoid detection, and despite the efforts of the Fund and Dimensional to prevent excessive short-term trading, there is no assurance that the Fund, Dimensional or their agents will be able to identify those shareholders or curtail their trading practices. The ability of the Fund, Dimensional and their agents to detect and limit excessive short-term trading also may be restricted by operational systems and technological limitations.

Transactions in certain rebalancing programs and asset allocation programs, or fund-of-funds products, may be exempt from the Trading Policy subject to approval by the CCO. In addition, the purchase blocking procedures will not apply to a redemption transaction in which a Portfolio distributes portfolio securities to a shareholder in-kind, where the redemption will not disrupt the efficient portfolio management of the Portfolio and the redemption is consistent with the interests of the remaining shareholders of the Portfolio.

The purchase blocking procedures of the Trading Policy do not apply to shareholders whose shares are held on the books of certain Intermediaries that have not expressly adopted procedures to implement this Policy. The Fund and Dimensional may work with Intermediaries to implement purchase blocking procedures or other procedures that the Fund and Dimensional determine are reasonably designed to achieve the objective of this Trading Policy. At the time the Intermediaries adopt these procedures, shareholders whose accounts are on the books of such Intermediaries will be subject to the Trading Policy's purchase blocking procedures or another frequent trading policy that achieves the objective of the purchase blocking procedures. Investors that invest in a Portfolio through an Intermediary should contact the Intermediary for information concerning the policies and procedures that apply to the investor.

As of the date of this Prospectus, the ability of the Fund and Dimensional to apply the purchase blocking procedures on purchases by all investors and the ability of the Fund and Dimensional to monitor trades through Omnibus Accounts maintained by Intermediaries may be restricted due to systems limitations of both the Fund's service providers and the Intermediaries. The Fund expects that the application of the Trading Policy as described above, including the purchase blocking procedures (subject to the limitations described above), will be able to be implemented by Intermediaries in compliance with Rule 22c-2 under the 1940 Act.

In addition to monitoring trade activity, the Board has adopted fair value pricing procedures that govern the pricing of the securities of the Portfolios. These procedures are designed to help ensure that the prices at which Portfolio shares are purchased and redeemed are fair, and do not result in dilution of shareholder interests or other harm to shareholders. See the discussion under "**VALUATION OF SHARES—Net Asset Value**" for additional details regarding fair value pricing of the Portfolios' securities.

Although the procedures are designed to discourage excessive short-term trading, none of the procedures individually nor all of the procedures taken together can completely eliminate the possibility that excessive short-term trading activity in a Portfolio may occur. The Portfolios do not knowingly accommodate excessive or disruptive trading activities, including market timing.

## Valuation of Shares

### NET ASSET VALUE

The net asset value per share of each Portfolio is calculated after the close of the NYSE (normally, 4:00 p.m. ET) by dividing the total value of the Portfolio's investments and other assets, less any liabilities, by the total outstanding shares of the stock of the respective Portfolio. Each Portfolio generally calculates its net asset value per share and accepts purchase and redemption orders on days that the NYSE is open for trading. Note: The time at which transactions and shares are priced may be changed in case of an emergency or if the NYSE closes at a time other than 4:00 p.m. ET.

The value of shares of each Portfolio will fluctuate in relation to its investment experience. Securities held by the Portfolios will be valued in accordance with applicable laws and procedures adopted by the Board, and generally, as described below.

Securities held by the Portfolios (including over-the-counter securities) are valued at the last quoted sale price of the day. Securities held by the Portfolios that are listed on Nasdaq are valued at the Nasdaq Official Closing Price ("NOCP"). If there is no last reported sales price or NOCP of the day, the Portfolios value the securities within the range of the most recent quoted bid and asked prices. Price information on listed securities is taken from the exchange where the security is primarily traded. Debt securities will be valued on the basis of prices provided by one or more pricing services or other reasonably reliable sources, including broker/dealers that typically handle

the purchase and sale of such securities using data, reflecting the earlier closing of the principal markets for those securities. Securities which are traded over-the-counter and on a stock exchange generally will be valued according to the broadest and most representative market, and it is expected that for bonds and other fixed income securities, this ordinarily will be the over-the-counter market. Net asset value includes interest on fixed income securities which is accrued daily. Generally, securities issued by open-end investment companies are valued using their respective net asset values or public offering prices, as appropriate, for purchase orders placed at the close of the NYSE.

The value of the securities and other assets of the Portfolios for which no market quotations are readily available (including restricted securities), or for which market quotations have become unreliable, are determined in good faith at fair value in accordance with procedures adopted by the Board of the Fund. Fair value pricing may also be used if events that have a significant effect on the value of an investment (as determined in the discretion of the Advisor) occur before the net asset value is calculated. When fair value pricing is used, the prices of securities used by the Portfolios may differ from the quoted or published prices for the same securities on their primary markets or exchanges.

As of the date of this Prospectus, the International Portfolios will also fair value price in the circumstances described below. Generally, trading in foreign securities markets is completed each day at various times before the close of the NYSE. For example, trading in the Japanese securities markets is completed each day at the close of the Tokyo Stock Exchange (normally 2:00 a.m. ET), which is fourteen hours before the close of the NYSE (normally 4:00 p.m. ET) and the time that the net asset value of the International Portfolios is computed. Due to the time differences between the closings of the relevant foreign securities exchanges and the time the International Portfolios price their shares at the close of the NYSE, the International Portfolios will fair value their foreign investments when it is determined that the market quotations for the foreign investments are either unreliable or not readily available. The fair value prices will attempt to reflect the impact of the U.S. financial markets' perceptions and trading activities on the International Portfolios' foreign investments since the last closing prices of the foreign investments were calculated on their primary foreign securities markets or exchanges. For these purposes, the Board of the Fund has determined that movements in relevant indices or other appropriate market indicators, after the close of the Tokyo Stock Exchange or the London Stock Exchange, demonstrate that market quotations may be unreliable, and may trigger fair value pricing. Consequently, fair valuation of portfolio securities may occur on a daily basis. The fair value pricing by the International Portfolios utilizes data furnished by an independent pricing service (and that data draws upon, among other information, the market values of foreign investments). When the International Portfolios use fair value pricing, the values assigned to the International Portfolios' foreign investments may not be the quoted or published prices of the investments on their primary markets or exchanges. The Board of the Fund monitors the operation of the method used to fair value price the International Portfolios' foreign investments.

Valuing securities at fair value involves greater reliance on judgment than valuing securities that have readily available market quotations. There can be no assurance that a Portfolio could obtain the fair value assigned to a security if it were to sell the security at approximately the time at which the Portfolio determines its net asset value per share. As a result, the sale or redemption by a Portfolio of its shares at net asset value, at a time when a holding or holdings are valued at fair value, may have the effect of diluting or increasing the economic interest of existing shareholders.

The net asset value per share of the International Portfolios and the DFA Social Fixed Income Portfolio are expressed in U.S. dollars by translating the net assets of the International Portfolios and the DFA Social Fixed Income Portfolio using the mean of the most recent bid and asked prices for the dollar as quoted by generally recognized reliable sources. Since the International Portfolios and the DFA Social Fixed Income Portfolio own securities that are primarily listed on foreign exchanges which may trade on days when the International Portfolios do not price their shares, the net asset value of the International Portfolios and the DFA Social Fixed Income Portfolio may change on days when shareholders will not be able to purchase or redeem shares.

Certain of the securities holdings of the Emerging Markets Social Core Equity Portfolio may be subject to tax, investment, and currency repatriation regulations that could have a material effect on the values of the securities. For example, the Portfolio might be subject to different levels of taxation on current income and realized gains depending upon the holding period of the securities. In general, a longer holding period (e.g., 5 years) may

result in the imposition of lower tax rates than a shorter holding period (e.g., 1 year). The Portfolio may also be subject to certain contractual arrangements with investment authorities in an Approved Market that require the Portfolio to maintain minimum holding periods or to limit the extent of repatriation of income and realized gains.

Futures contracts are valued using the settlement price established each day on the exchange on which they are traded. The value of such futures contracts held by the Portfolios is determined each day as of such close. Swap agreements will be valued at the price provided by an independent third-party pricing service or source. If a price is not available from an independent third-party pricing service or source, the swap agreement will be valued in good faith at fair value in accordance with procedures adopted by the Board.

#### **PUBLIC OFFERING PRICE**

Provided that the transfer agent has received the investor's purchase order in good order as described in "**PURCHASE OF SHARES**," shares of the Portfolio selected will be priced at the public offering price, which is the net asset value of the shares next determined after receipt of such order. The transfer agent or the Fund may appoint, from time to time, sub-transfer agents or various financial intermediaries ("Intermediaries") for the receipt of purchase orders, redemption orders, and funds from certain investors. Intermediaries, in turn, are authorized to designate other financial intermediaries ("Sub-designees") to receive purchase and redemption orders for the Portfolios' shares from investors. With respect to such investors, the shares of a Portfolio will be priced at the public offering price calculated after receipt of the purchase order by the Intermediary or Sub-designee, as applicable, that is authorized to receive purchase orders. If the investor buys shares through an Intermediary or Sub-designee, the purchase price will be the public offering price next calculated after the Intermediary or Sub-designee, as applicable, receives the order, rather than on the day the custodian receives the investor's payment (provided that the Intermediary or Sub-designee, as applicable, has received the investor's purchase order in good order, and the investor has complied with the Intermediary's or Sub-designee's payment procedures). No reimbursement fee or sales charge is imposed on purchases. If an order to purchase shares must be canceled due to non-payment, the purchaser will be responsible for any loss incurred by a Portfolio arising out of such cancellation. The Fund reserves the right to redeem shares owned by any purchaser whose order is canceled to recover any resulting loss to a Portfolio and may prohibit or restrict the manner in which such purchaser may place further orders.

When authorized by the Fund, certain financial institutions purchasing a Portfolio's shares on behalf of customers or plan participants may place a purchase order unaccompanied by payment. Payment for these shares must be received by the time designated by the Fund (not to exceed the period established for settlement under applicable regulations). If payment is not received by this time, the order may be canceled. The financial institution is responsible for any costs or losses incurred by the Fund if payment is not received or delayed.

## Exchange of Shares

Investors may exchange shares of a Portfolio for shares of another portfolio by first contacting the Portfolios' transfer agent at (888) 576-1167 to notify the transfer agent of the proposed exchange and then sending a letter of instruction to the transfer agent by an approved method. Shareholders that invest in a Portfolio through a financial intermediary should contact their financial intermediary for information regarding exchanges.

Exchanges are accepted into those Portfolios that are eligible for the exchange privilege, subject to the purchase requirement set forth in the applicable Portfolio's prospectus. Investors may contact the transfer agent at the above-listed phone number for more information on such exchanges, for a list of those Portfolios that accept exchanges, and to request a copy of the prospectuses of other Portfolios of the Fund or Dimensional Investment Group Inc. that may be offered in an exchange. There is no fee imposed on an exchange. However, the Fund reserves the right to impose an administrative fee in order to cover the costs incurred in processing an exchange. Any such fee will be disclosed in the Prospectus. An exchange is treated as a redemption and a purchase. Therefore, an investor could realize a taxable gain or a loss on the transaction. The Fund reserves the right to revise or terminate the exchange privilege, or limit the amount of or reject any exchange, as deemed necessary, at any time.

The exchange privilege is not intended to afford shareholders a way to speculate on short-term movements in the markets. Accordingly, in order to prevent excessive use of the exchange privilege that may potentially disrupt the management of the Portfolios or otherwise adversely affect the Fund, any proposed exchange is subject to the approval of the Advisor. Such approval will depend on: (i) the size of the proposed exchange; (ii) the prior number of exchanges by that shareholder; (iii) the nature of the underlying securities and the cash position of the portfolios involved in the proposed exchange; (iv) the transaction costs involved in processing the exchange; and (v) the total number of redemptions by exchange already made out of a Portfolio. Excessive use of the exchange privilege is defined as any pattern of exchanges among portfolios by an investor that evidences market timing.

The redemption and purchase prices of shares redeemed and purchased by exchange, respectively, are the net asset values next determined after the transfer agent has received a letter of instruction in good order. "Good order" means a completed letter of instruction specifying the dollar amount to be exchanged, signed by all registered owners (or representatives thereof) of the shares; and if the Fund does not have on file the authorized signatures for the account, proof of authority. Exchanges will be accepted only if the shares of the portfolio being acquired are registered in the investor's state of residence.

## Redemption of Shares

### REDEMPTION PROCEDURE

Investors who desire to redeem shares of a Portfolio must first contact the Portfolio's transfer agent at (888) 576-1167. Shareholders who invest in the Portfolios through a financial intermediary should contact their financial intermediary regarding redemption procedures. Each Portfolio will redeem shares at the net asset value of such shares next determined, after receipt of a written request for redemption in good order, by the transfer agent (or by an Intermediary or a Sub-designee, if applicable). "Good order" means that the request to redeem shares must include all necessary documentation, to be received in writing by the transfer agent no later than the close of regular trading on the NYSE (normally, 4:00 p.m. ET) ("Market Close"), including but not limited to, a letter of instruction specifying the number of shares or dollar amount to be redeemed, signed by all registered owners (or representatives thereof) of the shares and, if the Fund does not have on file the authorized signatures for the account, proof of authority. It is the investor or financial intermediary's responsibility to ensure notification is received in good order by the transfer agent prior to the Market Close on the redemption date.

Under certain conditions, Portfolios may accept and process redemption orders after the close of the NYSE on days that the NYSE unexpectedly closes early and may accept orders on a business day that the NYSE is unexpectedly closed. All orders will be processed at the next determined net asset value per share.

Shareholders redeeming shares who do not already have an agreement in place with the Fund and have authorized redemption payment by wire in writing, may request that redemption proceeds be paid in federal funds wired to the bank they have designated in writing. The Fund reserves the right to send redemption proceeds by check in its discretion; a shareholder may request overnight delivery of such check at the shareholder's own expense. If the proceeds are to be wired to a bank account that differs from the standing instructions on file, or paid by check to an address other than the address of record, the transfer agent may request a Medallion Signature Guarantee. If the proceeds are wired to the shareholder's account at a bank that is not a member of the Federal Reserve System, there could be a delay in crediting the funds to the shareholder's bank account. The Fund reserves the right at any time to suspend or terminate the redemption by wire procedure after prior notification to shareholders. No fee is charged for redemptions. The redemption of all shares in an account will result in the account being closed. A new Account Registration Form will be required for future investments. See "**PURCHASE OF SHARES.**" In the interests of economy and convenience, certificates for shares are not issued.

Each Portfolio typically expects to send (via check, wire or automated clearing house) redemption payments within 1 business day after receipt of a written request for redemption in good order by the transfer agent (or certain intermediaries designated by the Fund to receive orders). For accounts held through certain intermediaries designated by the Fund to receive orders, timing of redemption payments may be sent based on the agreement between the Intermediary and a Portfolio. The Intermediary, if applicable, is responsible for transmitting redemption proceeds to shareholders. Under certain circumstances and when deemed in the best

interest of a Portfolio, redemption proceeds may take up to seven calendar days to be sent after receipt of the redemption request. In addition, with respect to investors redeeming shares that were purchased by check, payment will not be made until the Fund can verify that the payments for the purchase have been, or will be, collected, which may take up to ten days or more. Investors may avoid this delay by submitting a certified check along with the purchase order.

Redemption proceeds will typically be paid by Federal Reserve wire payment. Each Portfolio typically expects to satisfy redemption requests from available cash and cash equivalents or the sale of portfolio assets. In certain circumstances, such as stressed market conditions, a Portfolio may use other methods to meet redemptions, including the use of a line of credit or participating in an interfund lending program in reliance on exemptive relief from the SEC. In addition, as described below, each Portfolio reserves the right to meet redemption requests through an in-kind redemption, typically in response to a particularly large redemption, at the request of a client or in stressed market conditions. Also, see "Redemption and Transfer of Shares" in the SAI for information regarding redemption requests that exceed \$250,000 or 1% of the value of a Portfolio's assets, whichever is less.

#### **REDEMPTION OF SMALL ACCOUNTS**

With respect to each Portfolio, the Fund reserves the right to redeem an account if the value of the shares in a specific Portfolio is \$500 or less. Before the Fund involuntarily redeems shares from such an account and sends the proceeds to the shareholder, the Fund will give written notice of the redemption to the shareholder at least sixty days before the redemption date. The shareholder will then have sixty days from the date of the notice to make an additional investment in order to bring the value of the shares in the account for a specific Portfolio to more than \$500 and avoid such involuntary redemption. The redemption price to be paid to a shareholder for shares redeemed by the Fund under this right will be the aggregate net asset value of the shares in the account at the close of business on the redemption date.

#### **IN-KIND REDEMPTIONS**

When in the best interests of a Portfolio, it may make a redemption payment, in whole or in part, by a distribution of portfolio securities that the Portfolio owns in lieu of cash. Such distributions will be made in accordance with the federal securities laws and regulations governing mutual funds and pursuant to policies and procedures adopted by the Fund to prevent shareholder discrimination and unfairness. The securities that the investor receives as redemption proceeds are subject to market risk until the investor liquidates those securities, and, if the proceeds include illiquid securities, the investor will bear the risk of not being able to sell the securities at all. Investors may also incur brokerage charges and other transaction costs selling securities that were received in payment of redemptions. Each International Portfolio also reserves the right to redeem its shares in the currencies in which its investments are denominated. Investors may incur brokerage charges and other transaction costs in selling such securities and converting such currencies to dollars. Also, the value of foreign securities or currencies may be affected by currency exchange fluctuations.

## **Disclosure of Portfolio Holdings**

Each Portfolio generally will disclose up to its 25 largest portfolio holdings (other than cash and cash equivalents) and the percentages that each of these largest portfolio holdings represent of the total assets of the Portfolio, as of the most recent month-end, online at the Advisor's public Web site, <http://us.dimensional.com>, within 20 days after the end of each month. Each Portfolio also generally will disclose its complete portfolio holdings (other than cash and cash equivalents), as of month-end, online at the Advisor's public Web site, 30 days following the month-end or more frequently and at different periods when authorized in accordance with the Portfolios' policies and procedures. Please consult the SAI for a description of the other policies and procedures that govern disclosure of the portfolio holdings by the Portfolios.

## Delivery of Shareholder Documents

To eliminate duplicate mailings and reduce expenses, the Portfolios may deliver a single copy of certain shareholder documents, such as this Prospectus and annual and semi-annual reports, to related shareholders at the same address, even if accounts are registered in different names. This practice is known as “householding.” The Portfolios will not household personal information documents, such as account statements. If you do not want the mailings of these documents to be combined with those of other members of your household, please call the transfer agent at (888) 576-1167. We will begin sending individual copies of the shareholder documents to you within 30 days of receiving your request.

## Financial Highlights

The Financial Highlights table is meant to help you understand each Portfolio’s financial performance for the past five years or, if shorter, the period of that Portfolio’s operations, as indicated by the table. The total returns in the table represent the rate that you would have earned (or lost) on an investment in the Portfolio, assuming reinvestment of all dividends and distributions. This information has been audited by PricewaterhouseCoopers LLP, whose report, along with the Portfolio’s annual financial statements, are included in the Fund’s annual report. Further information about each Portfolio’s performance is contained in the annual report, which is available upon request.

# DFA Investment Dimensions Group Inc.

## Financial Highlights

(For a share outstanding throughout each period)

	U.S. Social Core Equity 2 Portfolio				
	Year Ended Oct. 31, 2017	Year Ended Oct. 31, 2016	Year Ended Oct. 31, 2015	Year Ended Oct. 31, 2014	Year Ended Oct. 31, 2013
Net Asset Value, Beginning of Year	\$ 12.77	\$ 12.79	\$ 13.18	\$ 12.10	\$ 9.31
<b>Income From Investment Operations</b>					
Net Investment Income (Loss)#	0.22	0.22	0.21	0.19	0.18
Net Gains (Losses) on Securities (Realized and Unrealized)	2.93	0.19	(0.15)	1.29	2.87
Total From Investment Operations	3.15	0.41	0.06	1.48	3.05
<b>Less Distributions</b>					
Net Investment Income	(0.21)	(0.21)	(0.20)	(0.17)	(0.17)
Net Realized Gains	(0.13)	(0.22)	(0.25)	(0.23)	(0.09)
Total Distributions	(0.34)	(0.43)	(0.45)	(0.40)	(0.26)
Net Asset Value, End of Year	\$ 15.58	\$ 12.77	\$ 12.79	\$ 13.18	\$ 12.10
Total Return	24.99%	3.40%	0.52%	12.50%	33.47%
Net Assets, End of Year (thousands)	\$968,618	\$686,702	\$606,523	\$510,366	\$411,025
Ratio of Expenses to Average Net Assets	0.28%	0.28%	0.29%	0.28%	0.30%
Ratio of Expenses to Average Net Assets (Excluding Fees (Waived), (Expenses Reimbursed), and or Previously Waived Fees Recovered by Advisor and Fees Paid Indirectly)	0.28%	0.28%	0.29%	0.28%	0.30%
Ratio of Net Investment Income to Average Net Assets	1.49%	1.80%	1.60%	1.47%	1.64%
Portfolio Turnover Rate	10%	17%	16%	11%	12%

# Computed using average shares outstanding.



# DFA Investment Dimensions Group Inc.

## Financial Highlights

(For a share outstanding throughout each period)

	U.S. Sustainability Core 1 Portfolio				
	Year Ended Oct. 31, 2017	Year Ended Oct. 31, 2016	Year Ended Oct. 31, 2015	Year Ended Oct. 31, 2014	Year Ended Oct. 31, 2013
Net Asset Value, Beginning of Year	\$ 16.74	\$ 16.65	\$ 16.63	\$ 14.81	\$ 11.43
<b>Income From Investment Operations</b>					
Net Investment Income (Loss)#	0.28	0.28	0.26	0.23	0.21
Net Gains (Losses) on Securities (Realized and Unrealized)	3.89	0.24	0.23	1.91	3.44
Total From Investment Operations	4.17	0.52	0.49	2.14	3.65
<b>Less Distributions</b>					
Net Investment Income	(0.29)	(0.26)	(0.25)	(0.21)	(0.22)
Net Realized Gains	(0.15)	(0.17)	(0.22)	(0.11)	(0.05)
Total Distributions	(0.44)	(0.43)	(0.47)	(0.32)	(0.27)
Net Asset Value, End of Year	\$ 20.47	\$ 16.74	\$ 16.65	\$ 16.63	\$ 14.81
Total Return	25.18%	3.21%	3.08%	14.66%	32.40%
Net Assets, End of Year (thousands)	\$1,193,184	\$749,854	\$540,607	\$426,547	\$297,661
Ratio of Expenses to Average Net Assets	0.25%	0.27%	0.32%	0.32%	0.33%
Ratio of Expenses to Average Net Assets (Excluding Fees (Waived), (Expenses Reimbursed), and or Previously Waived Fees Recovered by Advisor and Fees Paid Indirectly)	0.27%	0.32%	0.32%	0.32%	0.33%
Ratio of Net Investment Income to Average Net Assets	1.50%	1.69%	1.56%	1.44%	1.61%
Portfolio Turnover Rate	5%	26%	11%	7%	2%

# Computed using average shares outstanding.

# DFA Investment Dimensions Group Inc.

## Financial Highlights

(For a share outstanding throughout each period)

	International Sustainability Core 1 Portfolio				
	Year Ended Oct. 31, 2017	Year Ended Oct. 31, 2016	Year Ended Oct. 31, 2015	Year Ended Oct. 31, 2014	Year Ended Oct. 31, 2013
Net Asset Value, Beginning of Year	\$ 8.85	\$ 9.14	\$ 9.46	\$ 9.79	\$ 7.89
<b>Income From Investment Operations</b>					
Net Investment Income (Loss)#	0.25	0.23	0.23	0.30	0.23
Net Gains (Losses) on Securities (Realized and Unrealized)	2.00	(0.30)	(0.33)	(0.33)	1.90
Total From Investment Operations	2.25	(0.07)	(0.10)	(0.03)	2.13
<b>Less Distributions</b>					
Net Investment Income	(0.24)	(0.22)	(0.22)	(0.28)	(0.23)
Net Realized Gains	—	—	—	(0.02)	—
Total Distributions	(0.24)	(0.22)	(0.22)	(0.30)	(0.23)
Net Asset Value, End of Year	\$ 10.86	\$ 8.85	\$ 9.14	\$ 9.46	\$ 9.79
Total Return	25.66%	(0.74)%	(1.09)%	(0.43)%	27.38%
Net Assets, End of Year (thousands)	\$774,000	\$520,141	\$401,049	\$327,847	\$206,602
Ratio of Expenses to Average Net Assets	0.39%	0.44%	0.48%	0.49%	0.52%
Ratio of Expenses to Average Net Assets (Excluding Fees (Waived), (Expenses Reimbursed), and or Previously Waived Fees Recovered by Advisor and Fees Paid Indirectly)	0.39%	0.50%	0.48%	0.49%	0.50%
Ratio of Net Investment Income to Average Net Assets	2.51%	2.64%	2.46%	2.98%	2.57%
Portfolio Turnover Rate	10%	24%	8%	3%	2%

# Computed using average shares outstanding.

# DFA Investment Dimensions Group Inc.

## Financial Highlights

(For a share outstanding throughout each period)

	International Social Core Equity Portfolio				
	Year Ended Oct. 31, 2017	Year Ended Oct. 31, 2016	Year Ended Oct. 31, 2015	Year Ended Oct. 31, 2014	Period Nov. 1, 2012** to Oct. 31, 2013
Net Asset Value, Beginning of Period	\$ 11.14	\$ 11.23	\$ 11.76	\$ 12.30	\$ 10.00
<b>Income From Investment Operations</b>					
Net Investment Income (Loss)#	0.32	0.31	0.30	0.35	0.27
Net Gains (Losses) on Securities (Realized and Unrealized)	2.54	(0.11)	(0.50)	(0.50)	2.27
Total From Investment Operations	2.86	0.20	(0.20)	(0.15)	2.54
<b>Less Distributions</b>					
Net Investment Income	(0.31)	(0.29)	(0.28)	(0.35)	(0.24)
Net Realized Gains	—	—	(0.05)	(0.04)	—
Total Distributions	(0.31)	(0.29)	(0.33)	(0.39)	(0.24)
Net Asset Value, End of Period	\$ 13.69	\$ 11.14	\$ 11.23	\$ 11.76	\$ 12.30
Total Return	25.98%	1.94%	(1.67)%	(1.40)%	25.81%†
Net Assets, End of Period (thousands)	\$828,916	\$546,713	\$424,398	\$306,772	\$148,856
Ratio of Expenses to Average Net Assets	0.38%	0.45%	0.46%	0.53%	0.60%*@
Ratio of Expenses to Average Net Assets (Excluding Fees (Waived), (Expenses Reimbursed), and or Previously Waived Fees Recovered by Advisor and Fees Paid Indirectly)	0.38%	0.45%	0.46%	0.50%	0.68%*@
Ratio of Net Investment Income to Average Net Assets	2.58%	2.84%	2.58%	2.78%	2.44%*@
Portfolio Turnover Rate	11%	8%	7%	5%	14%†

# Computed using average shares outstanding.

\*\* Commencement of operations.

† Non-annualized.

\* Annualized.

@ Because of commencement of operations and related preliminary transaction costs, these ratios are not necessarily indicative of future ratios.

# DFA Investment Dimensions Group Inc.

## Financial Highlights

(For a share outstanding throughout each period)

	Emerging Markets Social Core Equity Portfolio				
	Year Ended Oct. 31, 2017	Year Ended Oct. 31, 2016	Year Ended Oct. 31, 2015	Year Ended Oct. 31, 2014	Year Ended Oct. 31, 2013
Net Asset Value, Beginning of Year	\$ 11.76	\$ 10.64	\$ 12.80	\$ 12.92	\$ 12.55
<b>Income From Investment Operations</b>					
Net Investment Income (Loss)#	0.26	0.23	0.24	0.26	0.24
Net Gains (Losses) on Securities (Realized and Unrealized)	2.65	1.12	(2.16)	(0.13)	0.72
Total From Investment Operations	2.91	1.35	(1.92)	0.13	0.96
<b>Less Distributions</b>					
Net Investment Income	(0.26)	(0.23)	(0.24)	(0.25)	(0.23)
Net Realized Gains	—	—	—	—	(0.36)
Total Distributions	(0.26)	(0.23)	(0.24)	(0.25)	(0.59)
Net Asset Value, End of Year	\$ 14.41	\$ 11.76	\$ 10.64	\$ 12.80	\$ 12.92
Total Return	25.04%	12.87%	(15.07)%	0.98%	7.74%
Net Assets, End of Year (thousands)	\$1,361,922	\$1,076,927	\$959,946	\$903,396	\$764,187
Ratio of Expenses to Average Net Assets	0.57%	0.63%	0.65%	0.63%	0.66%
Ratio of Expenses to Average Net Assets (Excluding Fees (Waived), (Expenses Reimbursed), and or Previously Waived Fees Recovered by Advisor and Fees Paid Indirectly)	0.57%	0.64%	0.65%	0.63%	0.66%
Ratio of Net Investment Income to Average Net Assets	2.06%	2.13%	2.02%	2.04%	1.94%
Portfolio Turnover Rate	14%	12%	11%	10%	2%

# Computed using average shares outstanding.

# DFA Investment Dimensions Group Inc.

## Financial Highlights

(For a share outstanding throughout each period)

	DFA Social Fixed Income Portfolio	
	Year Ended Oct. 31, 2017	Period April 5, 2016* to Oct. 31, 2016
Net Asset Value, Beginning of Period	\$ 10.01	\$ 10.00
<b>Income From Investment Operations</b>		
Net Investment Income (Loss)#	0.19	0.09
Net Gains (Losses) on Securities (Realized and Unrealized)	(0.12)	(0.02)
Total From Investment Operations	0.07	0.07
<b>Less Distributions</b>		
Net Investment Income	(0.18)	(0.06)
Net Realized Gains	—	—
Total Distributions	(0.18)	(0.06)
Net Asset Value, End of Period	\$ 9.90	\$ 10.01
Total Return	0.73%	0.75%†
Net Assets, End of Period (thousands)	\$126,034	\$83,699
Ratio of Expenses to Average Net Assets	0.27%	0.26%@^
Ratio of Expenses to Average Net Assets (Excluding Fees (Waived), (Expenses Reimbursed), and/or Previously Waived Fees Recovered by Advisor)	0.29%	0.56%@^
Ratio of Net Investment Income to Average Net Assets	1.95%	1.58%@^
Portfolio Turnover Rate	24%	47%†

\* Commencement of operations.

# Computed using average shares outstanding.

† Non-annualized.

^ Annualized.

@ Because of commencement of operations and related preliminary transaction costs, these ratios are not necessarily indicative of future ratios.

[THIS PAGE INTENTIONALLY LEFT BLANK]



### Other Available Information

You can find more information about the Fund and the Portfolios in the Portfolios' SAI and Annual and Semi-Annual Reports.

### Statement of Additional Information

The SAI, incorporated herein by reference, supplements, and is technically part of, this Prospectus. It includes an expanded discussion of investment practices, risks, and fund operations.

### Annual and Semi-Annual Reports to Shareholders

These reports focus on Portfolio holdings and performance.

The Annual Report also discusses the market conditions and investment strategies that significantly affected the Portfolios in its last fiscal year.

### How to get these and other materials:

- Your investment advisor—you are a client of an investment advisor who has invested in the Portfolios on your behalf.
- The Fund—you represent an institutional investor, registered investment advisor or other qualifying investor. Call collect at (512) 306-7400.
- Access them on our Web site at <http://us.dimensional.com>.
- Access them on the EDGAR Database in the SEC's Internet site at <http://www.sec.gov>.
- Review and copy them at the SEC's Public Reference Room in Washington D.C. (phone 1-800-SEC-0330).
- Request copies from the Public Reference Section of the SEC, Washington, D.C. 20549-0102 or at [publicinfo@sec.gov](mailto:publicinfo@sec.gov) (you will be charged a copying fee). Information on the operation of the SEC's public reference room is available by calling the SEC at 1-202-551-8090.

**DFA Investment Dimensions Group Inc.—Registration No. 811-3258**

**Dimensional Fund Advisors LP**  
6300 Bee Cave Road, Building One  
Austin, TX 78746  
(512) 306-7400

RRD022818-014

